



Listening & Speaking for Young Learners

- Review
- Reading review
- Technology in education
- About next week

Email: edpovey@hotmail.co.uk

Website: edwardtesol.com



Bloom's Taxonomy of Learning (New Version)

[https://
projects.coned.ncsu.
edu/opd/ESL/pdf/
Sarah Siddique - BT
Quick Flip
Questions.pdf](https://projects.coned.ncsu.edu/opd/ESL/pdf/Sarah%20Siddique%20-%20BT%20Quick%20Flip%20Questions.pdf)

Creating

Evaluating

Analyzing

Applying

Understanding

Remembering

Increasing difficulty





Balanced Literacy Diet

This is a fantastic Youtube channel for everything to do with literacy teaching. Lots of good techniques + strategies.

The Balanced Literacy Diet

Putting research into practice in the classroom

 The Balanced Literacy Diet



The Balanced Literacy Diet

@balancedliteracydiet 20.9K subscribers 805 videos

The Balanced Literacy Diet presents literacy concepts using the familiar te... >

Subscribe

HOME

VIDEOS

PLAYLISTS

COMMUNITY

CHANNELS

ABOUT



Playlists by Food Groups



Motivation for Literacy



Oral Language & ELL



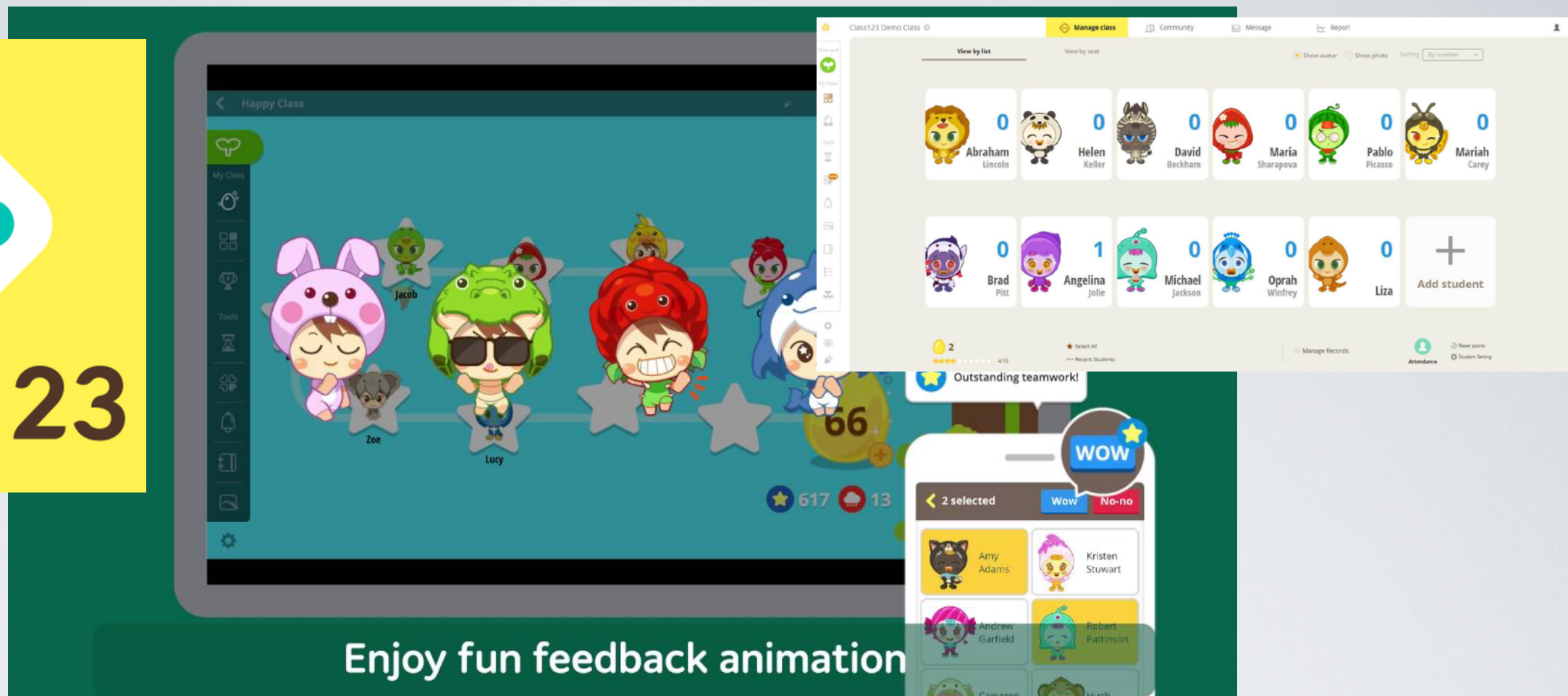
Knowledge Building



Concepts of Print



Writing Conventions



Enjoy fun feedback animation

Class123 (NHN Edu Corp.)

Class123 is a free behavior management tool for your class. Fill your classroom with warm praises. Start with **Class123!**

<https://class123.ac/>

https://www.youtube.com/watch?v=G5b2_1G3LdE

Class123



<https://youtu.be/on2tqv3qu5s>



ClassDojo

Class Dojo is a similar service.

The screenshot displays the ClassDojo interface. At the top, there are navigation tabs: "Your classes", "Classroom" (selected), "Class Story", "Messages", and "Settings". Below the navigation, there are two tabs: "Students" (selected) and "Groups". A "View reports" button is visible on the right. The main area shows a grid of student profiles, each with a cartoon avatar, a name, and a Dojo point count in a green circle. The "Whole Class" profile has 84 points, while individual students have 1, 2, 3, or 4 points.

Student Name	Dojo Points
Whole Class	84
Addy S.	1
Alan M.	3
Alex D.	1
Alexis C.	1
Andrea C.	1
Armando H.	4
Berenice P.	2
Chris M.	4
Cienna A.	3
Daniel R.	3
Daniela D.	3
Erik D.	2
Giselle G.	2
Guillermo L.	2
J.J. M.	4
Jahmai C.	2
Jennifer S.	3
Jonhatan E.	2
Jose R.	4
Lealie	3
Lucero	4
Manny	3
Meris	3
Merian	3

Questions



1. What are your experiences of using technology in education? (as a learner or as a teacher / with young learners, or any other age group)
2. Choose one topic from the reading. What are your experiences or opinions about it?
3. What do you think are some technological developments that will change education in the next 10 years?

You'll Be Able To Carry Phone In Pocket In Future

Some day, Mansfielders will carry their telephones in their pockets.

Don't expect it to be available tomorrow, though.

Frederick Huntsman, telephone company commercial manager, says, "This telephone is far in the future — commercially."

★

Right now, it's a laboratory development and it's workable, allowing the carrier to make and answer calls wherever he may be.

Other telephones of the future includes a kitchen loud speaking telephone, and a visual image telephone.

The kitchen instrument can be used as a regular telephone, a loudspeaking phone if the housewife happens to be busy preparing a meal, or as an intercom station for the home.

The visual image telephone allows the parties to converse by way of a microphone and loud speaker while a miniature television camera transmits the image. The "TV phone" also will have a writer signature transmission system and a conversation tape recorder.

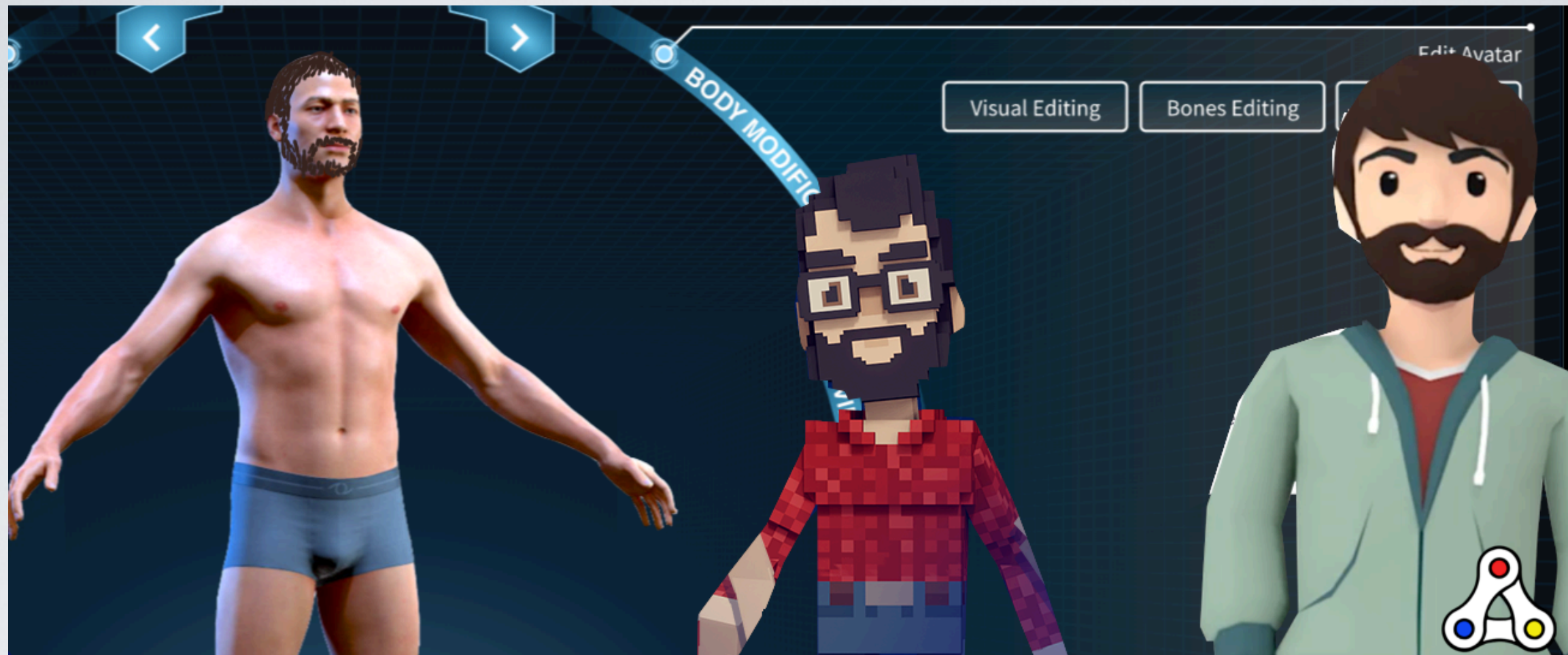
The new phones are being displayed at the Home and



HOW ABOUT THIS? — Mrs. Jean Conrad, commercial representative of Mansfield Telephone Co. holds up the pocket - sized, wireless telephone which Mansfielders will some day carry with them. The phone is still in the development stage and "far in the future."

**EDUCATIONAL
TECHNOLOGY**





Digital identity + avatars

Unique and verifiable digital identity for use online (Web 3.0?)



Game avatars

 **Customize**

 **Face & Hairstyle**  **Random**

 **Outfits & Accessories**

 **Body**

 **Rookie**

 **Japan Josh**



 **Back**  **All Set!**  **Rotate**  **Select**  **OK**



TM & © 2019 Age of Learning, Inc. All rights reserved.

<https://www.youtube.com/watch?v=ipAVVPU9WIMg>


The Metaverse for Everyone, ZEP

Start for Free

[Feedback](#)



Meta Quest 2




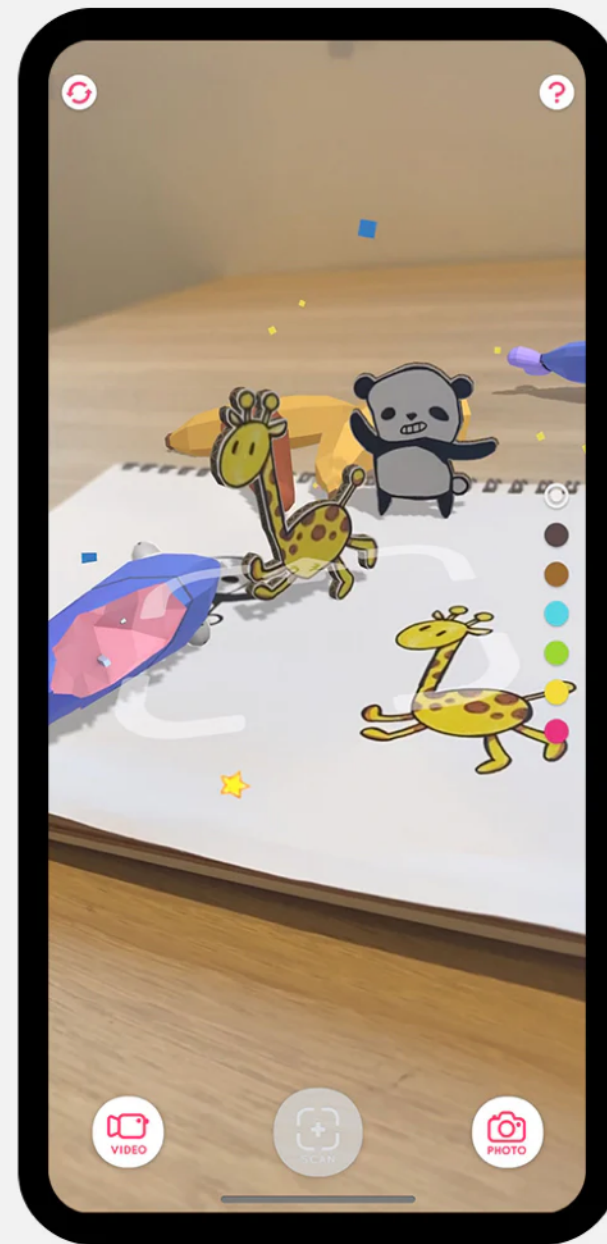
[할인가 379,000] 메타
퀘스트2 256G VR기기..

379,000원  무료

무료교환반품

메타 공식 스토어 

리뷰 321 · 찜 414

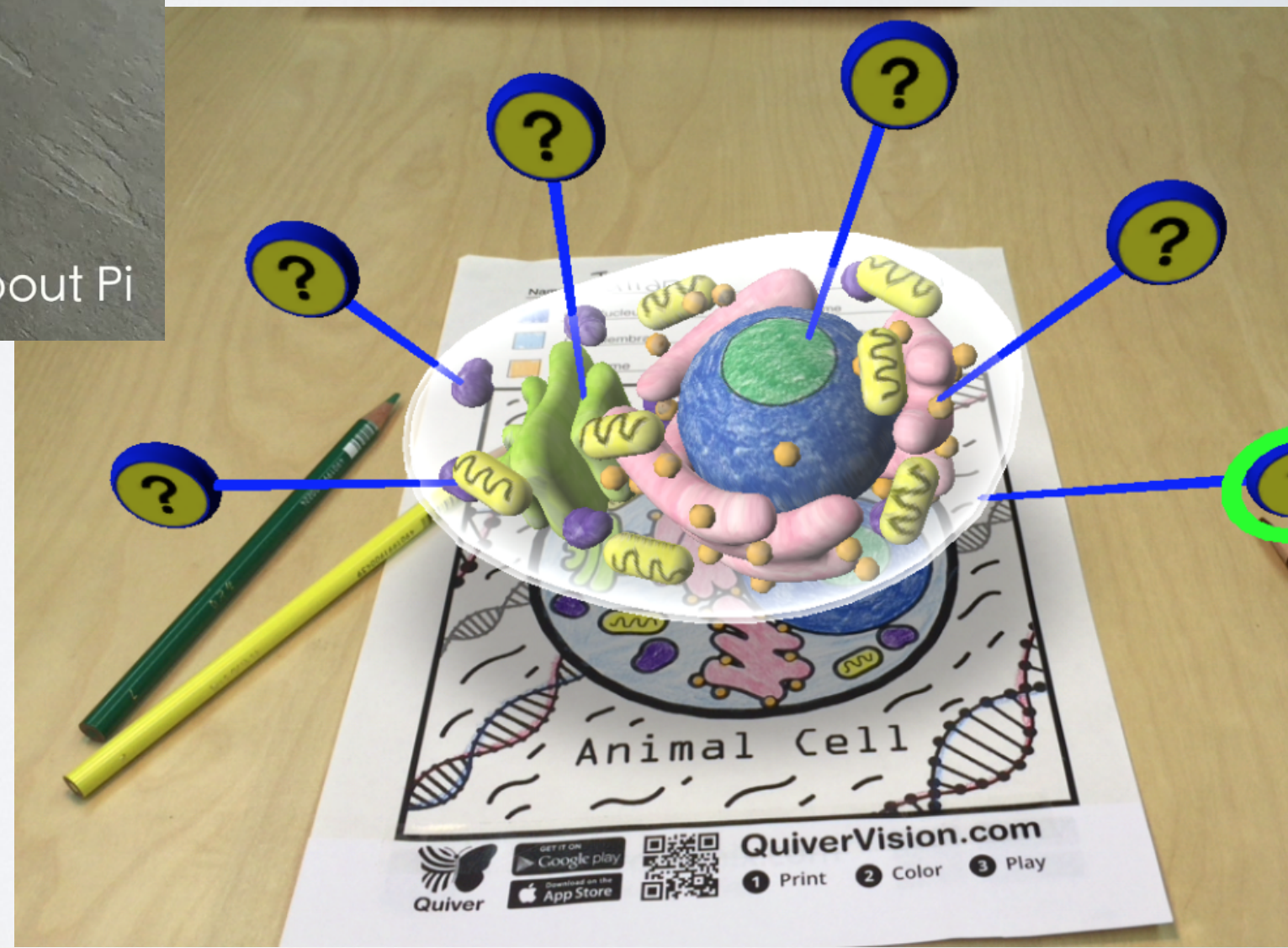


RakugakiAR app

Point the camera.

Move it until the drawing has a pink box outline.

Press the pink "scan" button.



Quivervision app
AR learning app.

Online student response systems



www.kahoot.it

<https://create.kahoot.it>



Online student response systems


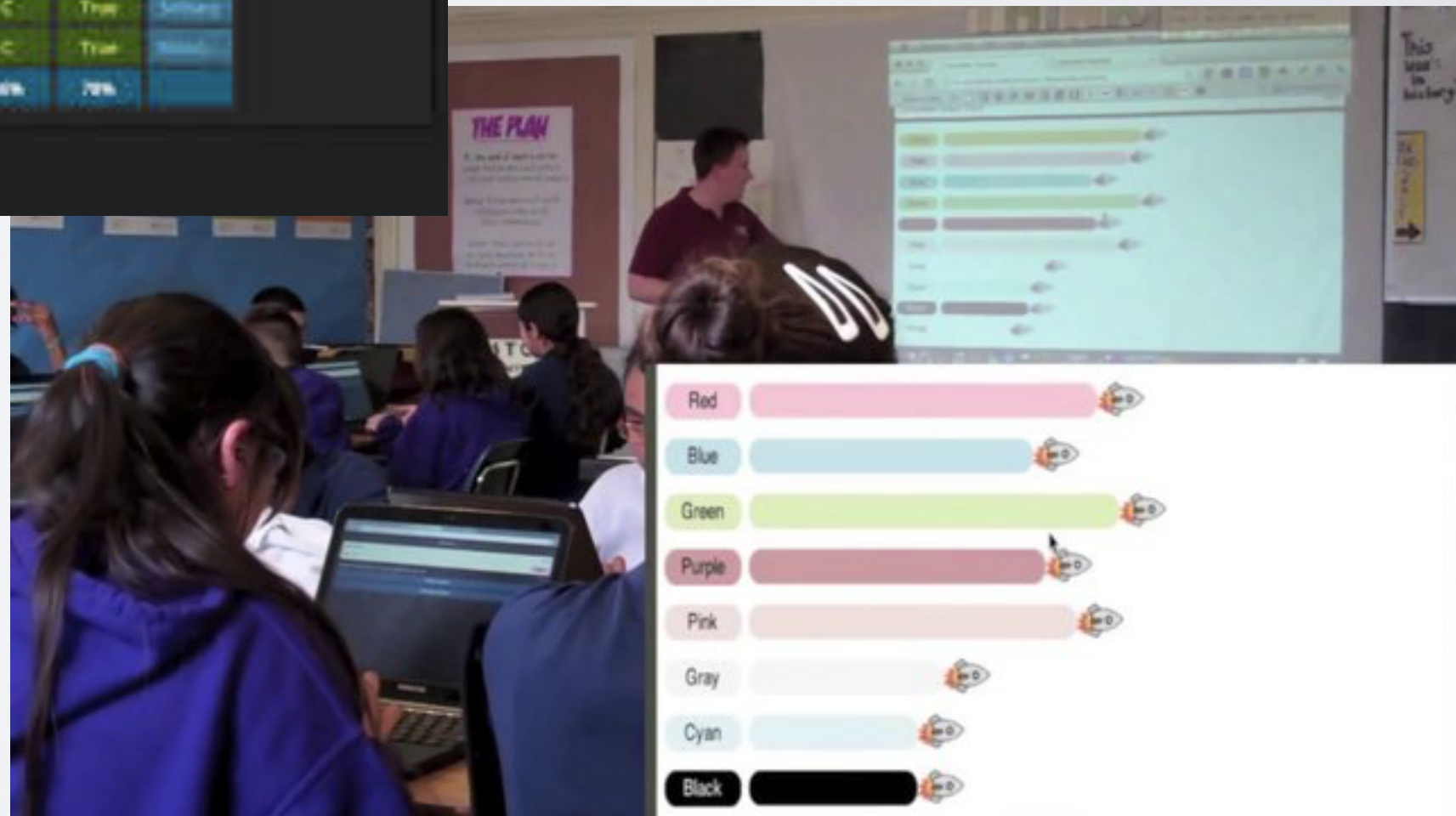
socrative

ROOM: SOC14
State Facts - Fri Jun 27 2014

GET REPORT EXIT

Name	Progress	1	2	3	4	5	6	7	8
Dempsey, Clint	80%	C	Texas	False	A	D, A	C	True	10000
Hartness, Jack	70%	C	Idaho	True	C	D, A	C	True	10000
Metz, Wilfred	87%	C	Idaho	True	A	D, A	B	False	10000
Hobbs, Denise	80%	C	B	False	A	D, A	B	True	10000
Donald, Clara	70%	C	Idaho	True	A	D, A	B	True	10000
Rosdy, Tomas	67%	B	Idaho	True	A	C, A	C	True	10000
Tyler, Ross	67%	C	Idaho	True	A	D, A	B	False	10000
Williams, Rory	67%	C	Wyomi	True	C	D, A	C	True	10000
Wunderbar, Jim	100%	C	B	False	A	D, A	C	True	10000
Class Total		80%	70%	87%	70%	80%	60%	70%	

www.socrative.com





www.educandy.com



My Account My Activities Export Import Apps



Search...



Play *Animals of the World* Activity

Word Search

A Y D K S P J N R H X R E
H N E L A A O K M I A U B
E I N M G C O N T E N T A
B O E O K I S F X A E O P
A Y D K Y P J N R H X R E
H J E L A E O K M I A U B
E I G M G C D E I A P T A
B O E G K I S F X A E I P

PLAY!



Hangman



PLAY!



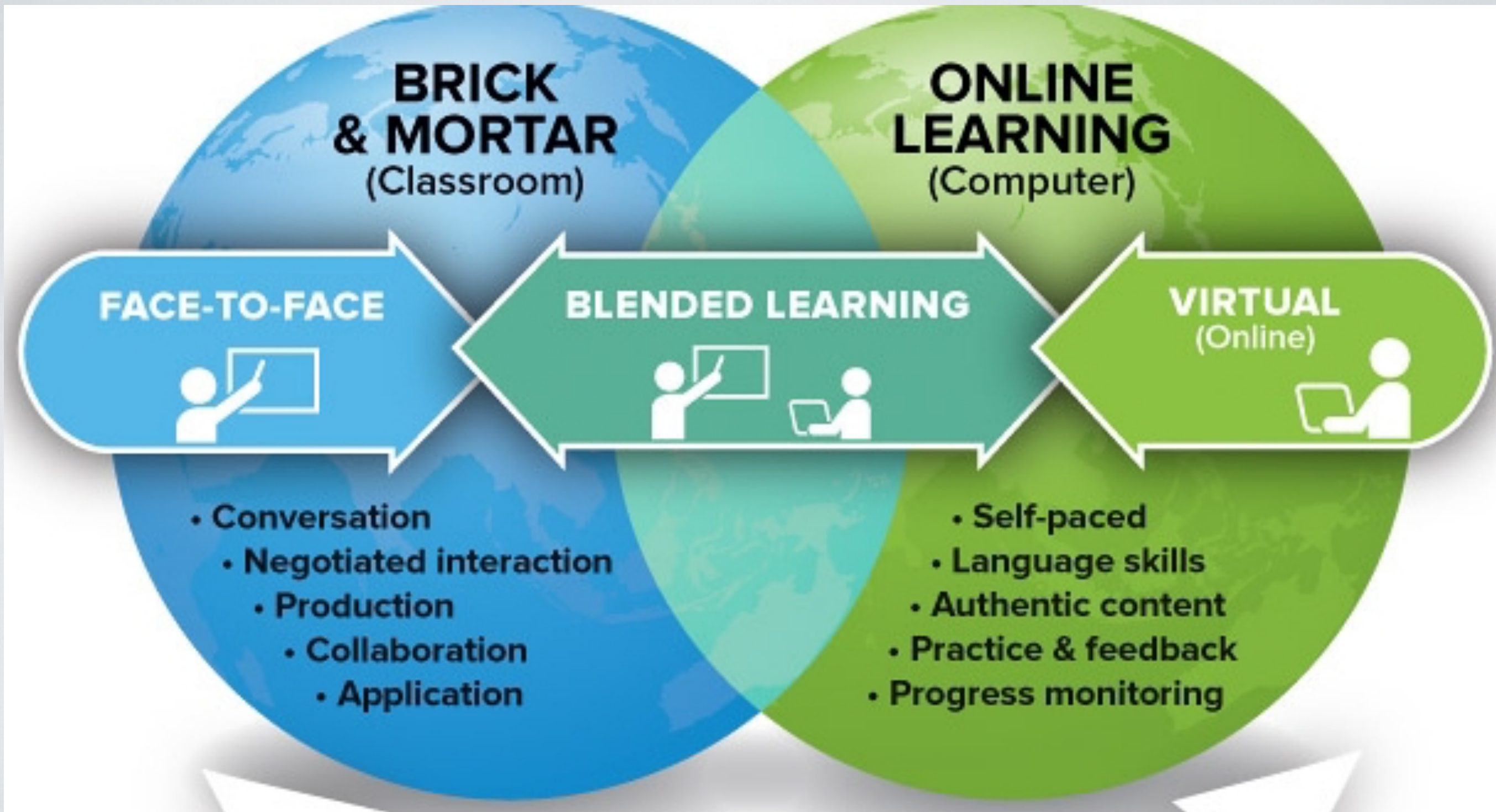
Anagrams



PLAY!



What is 'blended learning'?



<https://obsproject.com/>



OBS Studio is a free broadcasting software.

It's easy to use, but when you first open the software you need to set up the audio and video input.

What is 'blended learning'?



22:00

Blended Learning / Flipped Classroom - Introduction, Examples, OBS Studio, EDpuzzle (TESOL/EFL/ESL)

<https://www.youtube.com/watch?v=SBMDsA8OuFk>

Analyze a lesson by an experienced teacher

TESOL for Young Learners



Vocabulary teaching

Analyzing an experienced teacher

We are going to watch the beginning part of a lesson by teacher trainer Raymond Kerr.

What can we learn from this video?

- **Classroom English**
- **Setting context**
- **Using flashcards**
- **Teaching vocabulary**
- **Teaching grammar**
- **Scaffolding**
- **Listening activities**
- **Organising the steps of a lesson**

<https://www.youtube.com/watch?v=W8e6Ld4sQks>

Analyzing an experienced teacher

Questions to think about...

1. How does he set the context of the lesson? (contextualization)
2. How does he arouse students' curiosity?
3. How does he implicitly teach grammar?
4. How does he organize the class into groups?
5. How does he continually review the words?
6. How does he get the students to use their bodies?
7. Any other aspects of his teaching or lesson plan that you noticed?

Analyzing an experienced teacher

1. How does he set the context of the lesson? (contextualization)

“Today is a special day for me.”

“What day is it?”

“How old do you think I am?”

“This is my birthday bag”

Context: Birthday

Topic: Toys

Analyzing an experienced teacher

2. How does he arouse students' curiosity?

“Birthday bag”

Magic bag / Magic box - Mystery bag / Mystery box



Analyzing an experienced teacher

3. How does he implicitly teach grammar?

“In my bag I have a toy plane, a robot, a balloon”

= implicitly teaching indefinite articles

INDUCTIVE

Analyzing an experienced teacher

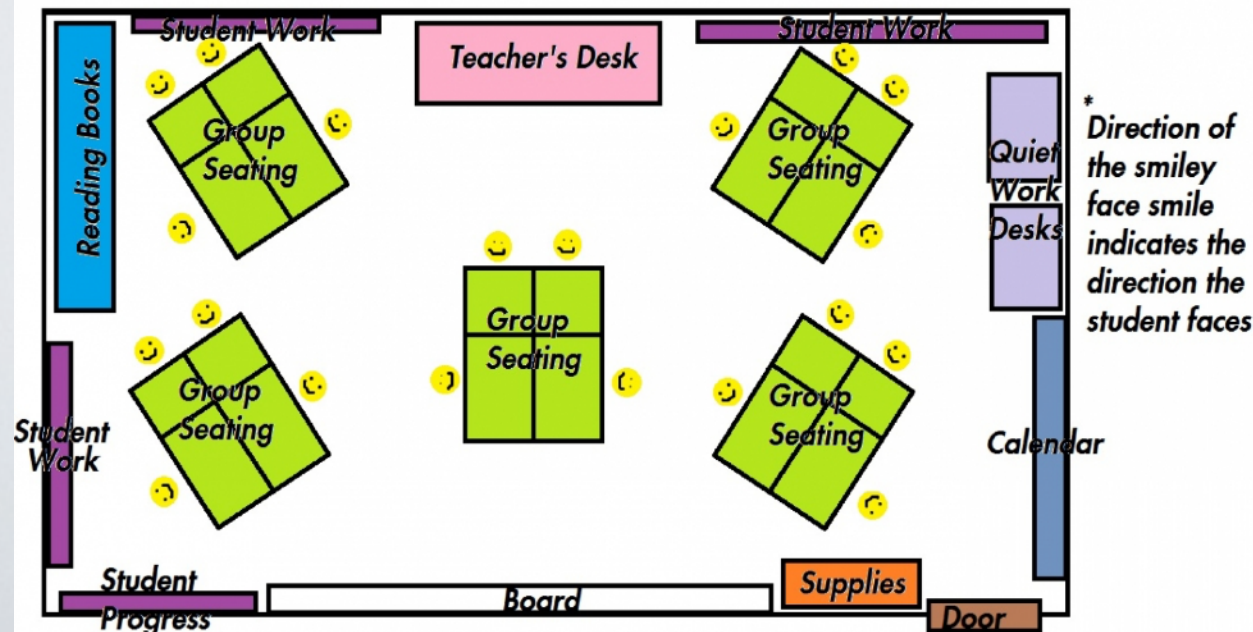
4. How does he organize the class into groups?

“Listen and remember your number-

1, 2, 1, 2...”



59 KAGAN STRUCTURES



Dr. Spencer Kagan
Miguel Kagan
Laurie Kagan

Analyzing an experienced teacher

5. How does he continually review the words?



Analyzing an experienced teacher

6. How does he get the students to use their bodies?

Listen and hold up

Listen and do a dance



Analyzing an experienced teacher

7. Any other aspects of his teaching or lesson plan that you noticed?



No reading homework for next week.

Next reading homework will be for week 9.

Routledge Research in Teacher Education

ENGLISH FOR YOUNG LEARNERS IN ASIA

CHALLENGES AND DIRECTIONS
FOR TEACHER EDUCATION

Edited by Subhan Zein and Yuko Goto Butler

ROUTLEDGE

2 Primary School English Teacher Education in South Korea

Challenges and Future Directions

Ian Moodie

Introduction

In South Korea (hereafter Korea), English has been a mandatory primary school subject since 1997. As elsewhere in Asia, language-in-education policy in Korea has been influenced by globalization, particularly in that English proficiency is seen as essential for increasing the nation's economic competitiveness, but it has also been influenced from the bottom up, with political pressure from families perceiving English as indispensable to their children's education (Baldauf Jr. et al., 2011; Chung & Choi, 2016; Kang, 2013; Kirkpatrick, 2016; So, 2020; Spolsky & Moon, 2012). Although the national curriculum asks for communicative language teaching (CLT) in student-centered classes with English as the medium of instruction (EMI), the local research has demonstrated that adhering to these guidelines has been an ongoing challenge for teachers (Butler, 2011; Garton, 2014; Jeon, 2009b; Kim, 2008; Moodie & Nam, 2016; Whitehead, 2017). Despite significant investment into public school teachers' professional development, teaching communicatively and using English as the language of instruction have been widely resisted for reasons such as large classes, inappropriate materials, uncertainty about how to teach communicatively, and teachers' lack of confidence using English in the classroom (Garton, 2014; Jeon, 2009b; Kim, 2008; Moodie & Nam, 2016). However, an overlooked aspect regarding the efficacy of English language

Task:

Choose one of the technology services we have discussed this week, or another service that you know.

Create a teachers account if you need to. Create something using the service. For example a quiz (Socrative), an activity (Educandy), a video (OBS Studio), etc. Try it at home or with your students.

Be ready to share next week.

www.kahoot.it (student)

<https://create.kahoot.it>

www.educandy.com

www.socrative.com

<https://obsproject.com/>

zep.us

