


# It's nice to meet you!

## 1 Conversation Practice the conversation below with a partner.

Scene: José and Naoko are students.

**José:** Hello there! It's nice to meet you. My name's José.  
**Naoko:** Hello José. My name's Naoko.  
**José:** Naoko – are you a student?  
**Naoko:** Yes, I am. My teacher is Mr. Roberts.  
**José:** Where are you from?  
**Naoko:** I'm from Japan. How about you?  
**José:** I'm from Madrid, in Spain.


## 2 Writing Practice #1



..... name ..... Sarah.  
 She ..... from the USA.



..... name ..... Andy.  
 He ..... from Australia.



..... names ..... Tom and Lucy.  
 They ..... from Canada.

## 3 Writing Practice #2

1. What is your name? .....
2. Where are you from? .....
3. Are you a teacher? .....
4. Are you a student? .....

**4 Check! Do you remember? Fill in the spaces in the conversation.**

**José:** Hello there! It's nice to meet you. \_\_\_\_\_ José.

**Naoko:** Hello José. \_\_\_\_\_ Naoko.

**José:** Naoko – \_\_\_\_\_ a student?

**Naoko:** Yes, \_\_\_\_\_. My teacher is Mr. Roberts.

**José:** Where \_\_\_\_\_ ?

**Naoko:** \_\_\_\_\_ Japan. How about you?

**José:** \_\_\_\_\_ Madrid, in Spain.

**5 Question Practice**



- 1) What \_\_\_\_\_ ? Her name is Janet.
- 2) Where \_\_\_\_\_ ? She's from New Zealand.
- 3) \_\_\_\_\_ a doctor? No she isn't. She's a teacher.

**6 Group Practice**

Name	From	Job

# Free Time Questionnaire

**1** Read the conversation below. Practice with your partner.

- A) What do you do in your free time?
- B) *I play tennis.*
- A) Really? Where do you play tennis?
- B) *I play tennis at a club near my apartment.*
- A) Oh yeah? Who do you play tennis with?



**2** Now have similar conversations with everyone in the classroom. Make notes in the table below.

**NAME**

**ACTIVITY**

**EXTRA INFORMATION**

NAME	ACTIVITY	EXTRA INFORMATION

# Favorite Things

1

## Reading

Read and fill in the spaces with a word from the box below.

We asked four people about their favorite things. Here are their answers.

My favorite thing is my new cell phone. I can take <sup>1</sup>....., surf the Internet, download ringtones and text my friends.

It is very small and light and I love the color!



Claire, USA



Steve, Australia

My favorite thing is my CD collection. I listen to CDs at home in the evening. I have over 250 CDs!

My favorite kind of music is <sup>2</sup>..... I also love African music and traditional music of Latin America.

My favorite thing is an old family photo <sup>3</sup>..... It has pictures of many of my relatives. Some of the photos are almost a hundred years old!



Margaret, Denmark



Carol, Australia

My favorite thing is my batik. Batik is a traditional art in Malaysia and Indonesia. It is made of <sup>4</sup>..... and the colors are very bright. It is really wonderful!

**ALBUM**

**JAZZ**

**SILK**

**PICTURES**

2

**Grammar**

**Unscramble the sentences in the box below.**

**Favorite**

is favorite of music kind what your? .....

jazz of favorite kind my music is. ....

3

**Comprehension**

**Write the answers to the questions.**

1. What is Claire's favorite thing? .....
2. Why does she like it? .....
3. Where is Steve from? .....
4. What is his favorite thing? .....
5. What is his favorite kind of music? .....
6. What is Margaret's favorite thing? .....
7. How old are the photos? .....
8. What is batik? .....

4

**Vocabulary work**

**Match the pairs to make four expressions.**

download	listen to	friends	ringtones
text	CDs	surf	the Internet

- |          |          |
|----------|----------|
| 1) ..... | 2) ..... |
| 3) ..... | 4) ..... |

5

**Language Practice**

**Your Favorite...**



- 1. **song**
- 2. **TV show**
- 3. **restaurant**
- 4. **place**
- 5. **movie**
- 6. **thing**
- 7. **food**
- 8. **drink**

.....

.....

.....

.....

.....

.....

.....

.....

# Your Classmates

<b>Name</b>	<b>1)</b>	<b>2)</b>	<b>3)</b>	<b>4)</b>
<b>song</b>				
<b>TV show</b>				
<b>restaurant</b>				
<b>place</b>				
<b>movie</b>				
<b>thing</b>				
<b>food</b>				
<b>drink</b>				

# Shopping for Souvenirs

## 1 Warm Up Work with a partner.

- What kind of souvenirs do you buy?

## 2 Conversation Practice with a partner.

**Scene: Leslie is shopping for souvenirs.**

**Staff:** Hello. Can I help you?  
**Leslie:** Yes - I'm looking for a t-shirt for my son.  
**Staff:** Well...this one is very nice.  
**Leslie:** Mmm. Do you have one in blue?  
**Staff:** Yes, we do. Here you are.  
**Leslie:** OK. How much is that?  
**Staff:** It's \$5.99.  
**Leslie:** Great. I'll take it!



## 3 Check! Cover the text. Answer these questions with your partner.

- 1) What is Leslie looking for?
- 2) What color does she want?

## 4 Role-playing #1 Use these role-play cards, and have conversations with a partner.

- Change the conversation, using the cues below.
- Remember to look up when speaking. Don't just read!

### Role Play Card #1

- ◆ a cap
- ◆ father
- ◆ a larger size
- ◆ \$6.00

### Role Play Card #2

- ◆ some sunglasses
- ◆ a friend
- ◆ a little cheaper
- ◆ \$22

### Role Play Card #3

- ◆ a painting
- ◆ parents
- ◆ a smaller one
- ◆ \$75

### Role Play Card #4

- ◆ a mug
- ◆ brother
- ◆ another design
- ◆ £9.99

## 5 Role-playing #2 Practice again, but this time, use your imagination!

- Change partners regularly.
- Try not to look at the worksheet dialogue when speaking.

# How do I get to the Hotel Grande?

## 1 Warm-up Work with a partner

- When did you last get lost? Where were you?



## 2 Conversation Read, and fill in the spaces.

**Scene:** Pam is looking for her hotel. She asks a stranger in the street for help.

**Missing Words**

- opposite
- take
- get

**Pam:** Excuse me!

**Bob:** Yes?

**Pam:** Do you know how to <sup>1</sup>..... to the Hotel Grande?

**Bob:** Yes - go down this road, and <sup>2</sup>..... the first left...

**Pam:** The first left?

**Bob:** Yes. And go straight, past the gas station.

**Pam:** OK...

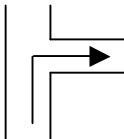
**Bob:** And it's on your left. It's <sup>3</sup>..... a bank.

**Pam:** Got it! Thanks for your help.

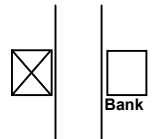
**Bob:** You're welcome.

## 3 Fill in the blanks

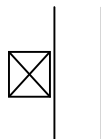
1) ..... right.



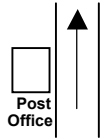
4) It's ..... the bank.



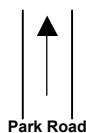
2) It's ..... the left.



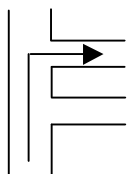
5) Go ..... the post office.



3) Go ..... Park Road

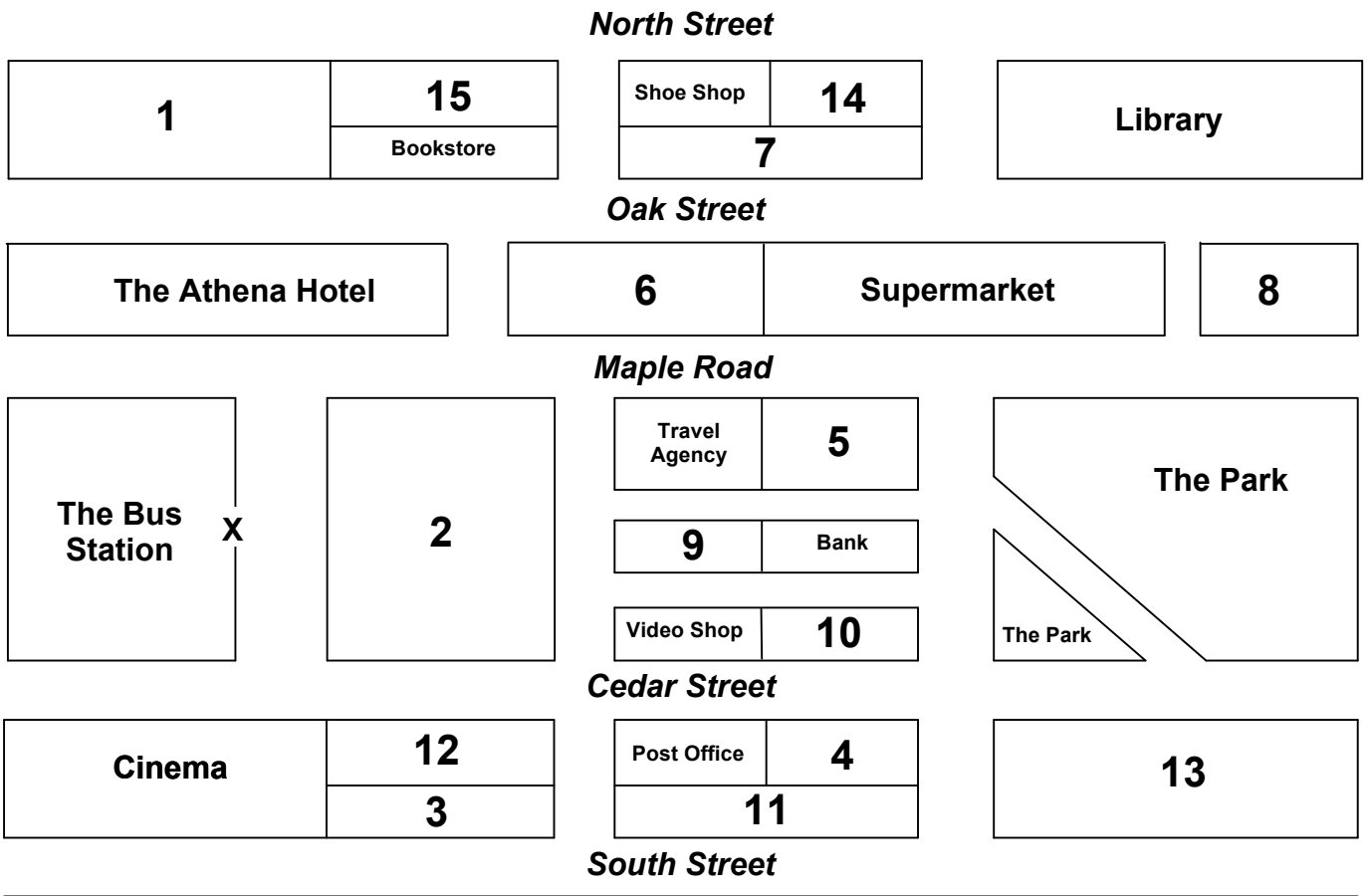


6) ..... right.





**4 Understanding Directions** Look at the map, and then answer the question below.



Question: Which location is the speaker giving directions to? (1-15)

*Go out of the bus station and turn left. Take the next right. Go straight down Maple Street, and it's opposite the supermarket, next to a travel agency.*

Answer: Number \_\_\_\_

**5 Your Turn**

- Work with a partner.
- Take turns, choosing a number from the map above. Explain to your partner how to get to the location.
- Begin like this: "Go out of the bus station...."
- Change roles regularly.

# Ordering at a Restaurant

**1 Warm Up Work with a partner.**

- What was the last restaurant you went to?
- What did you have?



**2 Conversation Practice with a partner.**

**Scene: Jeremy is ordering lunch at a restaurant.**

**Waiter:** Are you ready to order?  
**Jeremy:** Yes. I'll have the tomato soup to start.  
**Waiter:** And for the main course?  
**Jeremy:** Erm, I'll have the lasagna, and a green salad.  
**Waiter:** And what would you like to drink?  
**Jeremy:** I'll have a glass of white wine, please.  
**Waiter:** Thank you. I'll be back with your drink in a moment.

**3 Role-playing #1 Have conversations similar to exercise two.**

- Change the underlined parts using vocabulary below.
- Remember to look up when speaking. Don't just read!

STARTER	MAIN COURSE	SIDE ORDER	DRINK
melon and ham	chicken	french fries	a Coke
spring rolls	sweet and sour pork	fried rice	some tea
onion soup	roast pork	roast potatoes	a glass of red wine

**4 Role-playing #2 Practice again, but this time, use your imagination when ordering.**

- Change partners regularly.
- Try not to look at the worksheet dialogue when speaking.

**5 Discussion Ask your partner(s) these questions. Ask follow-up questions!**

- How often do you eat out?
- What kinds of restaurants do you go to?
- What's your favourite restaurant? Why do you like it?
- Have you ever been to a bad restaurant?
- Your ideas

# Spending Time in London

## 1 Warm Up Work with a partner.

- What do you know about London?

## 2 Reading Read about four different sightseeing spots in London.

London is one of the world's most popular cities for tourists. Over 25 million people visit every year! Which of the attractions below would you like to visit most?



### The London Eye

Don't miss the best view of the city! You can see for 25 miles from the top of the London Eye Ferris wheel. The ride takes thirty minutes and is next to the River Thames, very near Big Ben. Don't forget to bring your camera!

### Buckingham Palace

The palace is only open in the summer. You can see many beautiful rooms, and buy some royal souvenirs.



### The British Museum

Some people say it's the greatest museum in the world. It's really big, so you cannot see everything in one day. Highlights are the mummies and the world-famous Rosetta Stone.

There's also a great restaurant for lunch.



### Brick Lane

Don't spend Sunday morning in bed! The flea market in Brick Lane sells almost everything!

Brick Lane is also famous for its fantastic Indian restaurants.



**3 Language Work True or False? Correct the false sentences.**

- 1) You can see a long way from the London Eye.
- 2) You can visit Buckingham Palace in winter.
- 3) The British Museum isn't very big.
- 4) You can find good restaurants in Brick Lane.

**4 Do you remember? Fill in the spaces with a verb from the list.**



**The London Eye**

Don't <sup>1</sup>..... the best view of the city! You can see for 25 miles from the top of the London Eye Ferris wheel. The ride <sup>2</sup>..... thirty minutes and is next to the River Thames, very near Big Ben. Don't <sup>3</sup>..... to <sup>4</sup>..... your camera!



**Buckingham Palace**

The palace is only <sup>5</sup>..... in the summer. You can see many beautiful rooms, and <sup>6</sup>..... some royal souvenirs.



**The British Museum**

Some people <sup>7</sup>..... it's the greatest museum in the world. It's really big, so you cannot <sup>8</sup>..... everything in one day. Highlights are the mummies and the world-famous Rosetta Stone. There's also a great restaurant for lunch.



**Brick Lane**

Don't <sup>9</sup>..... Sunday morning in bed! The flea market in Brick Lane <sup>10</sup>..... almost everything! Brick Lane is also famous for its fantastic Indian restaurants.

**SPEND**  
**BUY**

**FORGET**  
**SEE**

**SAY**  
**MISS**

**TAKES**  
**OPEN**

**SELLS**  
**BRING**

# My City Guide to :

- ❖ Historical place to visit
  
- ❖ A museum or art gallery
  
- ❖ Shopping - where to go / what to buy
  
- ❖ Best view
  
- ❖ Best thing to do that's free
  
- ❖ Somewhere for the kids
  
- ❖ Best restaurant
  
- ❖ Evening entertainment