

Summer Plans



1 Warm Up Work with a partner.




- What is the picture on the right?

2 Conversation Practice with a partner.

Scene: Sally and Peter are talking about their plans for the summer.

Sally So, Peter, what are you going to do over the summer?
 Peter Well, I'm going to stay in Pisa with some friends!
 Sally Pisa? That sounds great! What are you going to do there?
 Peter I'm going to see the Leaning Tower, and visit some museums.
 Sally Oh yeah?
 Peter Yeah – and I'm going to eat lots of Italian food!
 Sally You're so lucky! How long are you going to stay there?
 Peter About four days. How about you? What are you going to do over the vacation?

3 Language Check What is Peter going to do? Choose a verb from the box.



visit stay fly buy eat

- 1) Peter to Pisa.
- 2) He some souvenirs for his family.
- 3) He at a hotel near the Leaning Tower.
- 4) He some museums.
- 5) He lots of pizza!

4 Practice Make true sentences about your plans.

- 1) After this lesson _____.
- 2) Tomorrow morning _____.
- 3) This weekend _____.
- 4) Tonight _____.

5 Language Check How well do you remember? Fill in the spaces.

Sally So, Peter, over the summer?
 Peter Well, I..... in Pisa with some friends!
 Sally Pisa? That sounds great! What there?
 Peter I..... the Leaning Tower, and some museums.
 Sally Oh yeah?
 Peter Yeah – and I..... lots of Italian food!
 Sally You're so lucky!?
 Peter About four days. How about you? What over the vacation?

6 Your Turn Interview your classmates about their summer plans.

Where	How Long	Who with	Activities

Summer Plans : Teaching Notes

Target Structure:	Future 'Going to'
Vocabulary:	General
Level:	Elementary
Time:	30 to 45 minutes
Preparation:	None

Suggested Teaching Method

This worksheet is ideal as a lesson for improving your students' ability to talk about future plans. It provides extended practice of the 'going to' structure.

- 1 Give one worksheet to each student. Students should ask the opening question to their partner. Elicit a couple of answers from the group. This should be brief.

(The answer is 'The Leaning Tower of Pisa'. It's a campanile (bell-tower) and construction began in 1173. It doesn't lean *quite* as much as in our illustration...)

- 2 Students should read the conversation in pairs, changing roles at the end.

When the students read, encourage lots of intonation and eye contact.

- 3 If necessary, give a short presentation on the use of 'going to' for future plans.

Students should then follow the instructions on the worksheet. After completing the exercise, they can check in pairs. You may need to pre-teach some vocabulary. Make this exercise more challenging, by having students cover the conversation from exercise two.

- 4 Follow the instructions on the worksheet. Students should then read their answers to a partner. Elicit some examples for the board.

- 5 Students can work alone for this exercise, and then check in pairs.

- 6 This exercise gives your students a chance to personalize the language. If they have no summer plans at all, students can imagine a 'dream holiday'. Before beginning, give the students a few minutes to think about their own holiday.

If necessary, elicit the questions necessary for this exercise.

Students need to interview other members of the class. Depending on the number of students, this activity can be easily extended. Alternatively, if you only have one student, the student can interview you, before you swap roles.

As a follow-up activity, students can convene in groups and decide who has the most exciting plans.

You can also have students write a paragraph on their vacation plans as homework.

The answer key can be found on the next page.

Answer Key

- 3
- 1) Peter is going to fly to Pisa.
 - 2) He is going to buy some souvenirs for his family.
 - 3) He is going to stay at a hotel near the Leaning Tower.
 - 4) He is going to visit some museums.
 - 5) He is going to eat lots of pizza!
- 5
- Sally So, Peter, what are you going to do over the summer?
- Peter Well, I'm going to stay in Pisa with some friends!
- Sally Pisa? That sounds great! What are you going to do there?
- Peter I'm going to see the Leaning Tower, and visit some museums.
- Sally Oh yeah?
- Peter Yeah – and I'm going to eat lots of Italian food!
- Sally You're so lucky! How long are you going to stay there?
- Peter About four days. How about you? What are you going to do over the vacation?

Additional Ideas

Handouts Online has other worksheets on the future, including a diary exercise on 'going to', and comprehensive practice of will (Title: I'll Probably Play Golf).

We also have vacation-themed flashcards.

We're always pleased to hear about how this lesson went for you. Contact us!

Updated 10/20/2011