

Talking about Changes

1 Vocabulary.

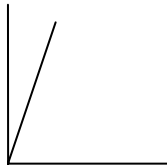
Write two more verbs with the same meaning as Column 'A'.

A	Same Meaning	
Go up		
Go down		

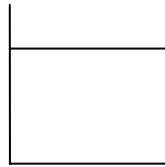


2 Describing Graphs.

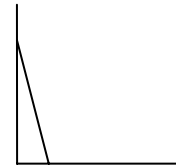
Look at the graphs below showing company profit for different companies. Write a sentence under each graph, using the past tense. Use adverbs when necessary ('slightly', 'dramatically' etc.).



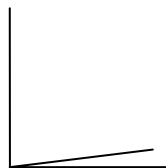
1) Profits



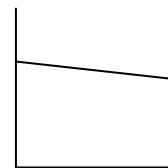
2) Profits



3) Profits



4) Profits



5) Profits

3 Communicating Clearly

Fill in the blanks with either 'to' or 'by'.

- Last year, profits were \$200 m. Now they are \$250 m. Therefore profits rose \$50m.
- Last year, we sold 5000 units. This year we sold 8000 units. Therefore, sales rose 8000 units.

4 Your Turn

What's happening in your country? Make sentences, using ideas in the box

Unemployment
The stock market

My company's profit
The population

Inflation
Interest rates

➤ _____

➤ _____

➤ _____

➤ _____

➤ _____

➤ _____

Talking about Changes: Teacher's Notes

Target Structure:	Describing Change
Vocabulary:	Increase, Decrease, Rise, Fall etc. (Business)
Level:	Lower Intermediate
Time:	20 minutes
Preparation:	None

Suggested Teaching method

This worksheet can be used to supplement activities teaching problem verbs, such as 'rise' and 'fall'.

- 1 Follow the instructions on the worksheet.
- 2 Follow the instructions on the sheet. Students should work alone, and then check in pairs. There are several possible answers to each graph.
- 3 Students should work alone, and then check in pairs.
- 4 Students should work alone and then check in pairs. Students should feel free to use other topics, not just the ones in the box. This should be in the present continuous. ("The population is falling gradually.")

Answer Key: (Other answers are possible)

- 1

Increase	Rise
Decrease	Fall
- 2

1) Profits increased sharply.	4) Profits rose slightly.
2) Profits remained constant.	5) Profits decreased slightly
3) Profits fell.	
- 3

1) by	2) to
-------	-------
- 4 Many possible answers

Additional Ideas



For extra practice, try our 'Communicating Changes' worksheet, available April 2004. Students each have a graph, and need to describe it, so that their partners can draw it.

How are we doing?



We'd be pleased to hear some feedback on our worksheets. You can do so anonymously, if you wish. Let us know what you think, by clicking on the 'Feedback' link from www.handoutsonline.com.

If you would like the latest information on our worksheets, please subscribe to our newsletter.

Updated 7/20/2004