

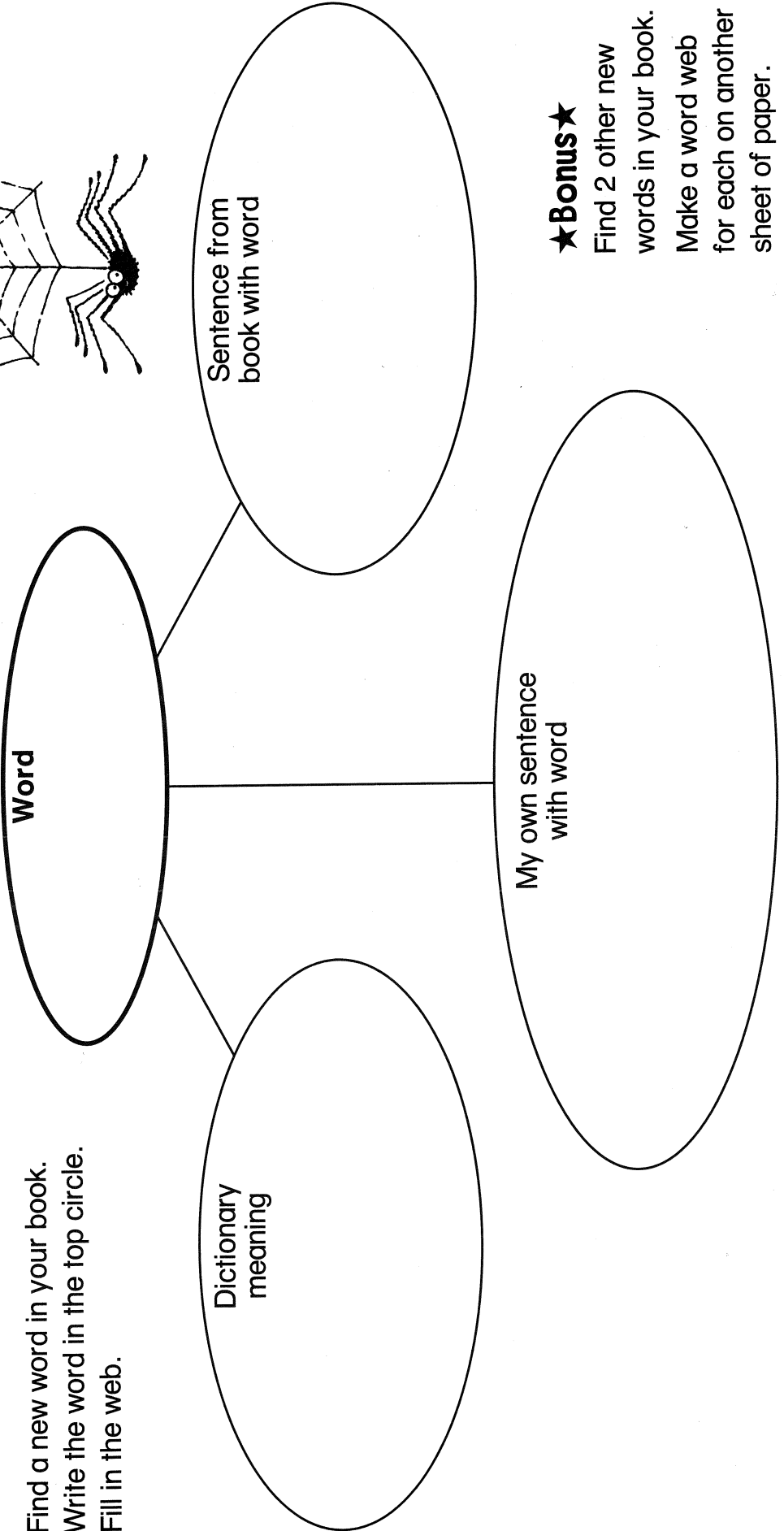


Name _____ Date _____

Book Title _____



Find a new word in your book.
Write the word in the top circle.
Fill in the web.




★ Bonus ★
Find 2 other new words in your book.
Make a word web for each on another sheet of paper.



Name _____ Date _____




Book Title _____



Find & Sort

Find 5 nouns, 5 adjectives, and 5 verbs in your book.


Write them in the correct place on the chart.

Nouns	Adjectives	Verbs
 television	 sharp	 kick
1. _____ _____	1. _____ _____	1. _____ _____
2. _____ _____	2. _____ _____	2. _____ _____
3. _____ _____	3. _____ _____	3. _____ _____
4. _____ _____	4. _____ _____	4. _____ _____
5. _____ _____	5. _____ _____	5. _____ _____



Name _____ Date _____

Book Title _____



Acrostic Poem



Write the letters of the main character's name in the boxes down the left side of the page. Next to each letter, write a word or phrase that starts with that letter. The word should describe the character.

S	mart
A	thletic
M	ouse
<input type="checkbox"/>	_____
<input type="checkbox"/>	_____



Name _____ Date _____

Book Title _____



Apostrophe Search

In your book, find 10 words with apostrophes.
They can be used in contractions, such as **it's** or **they're**.
They can be used to show possession, such as **Charlie's** fish
or **cats'** tails.
In the chart below, write words with apostrophes.

Contractions	Possession
_____ it's _____	_____ Sarah's _____
_____ _____ _____	_____ _____ _____
_____ _____ _____	_____ _____ _____
_____ _____ _____	_____ _____ _____
_____ _____ _____	_____ _____ _____
_____ _____ _____	_____ _____ _____

Name _____ Date _____

Book Title _____



Action Verbs

In your book, find 4 verbs that show interesting actions.
Use each verb in your own sentence.



Verb

Sentence

1. _____

2. _____


3. _____

4. _____



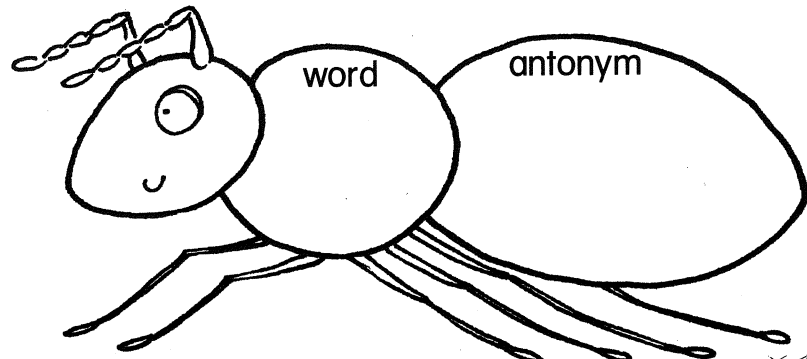
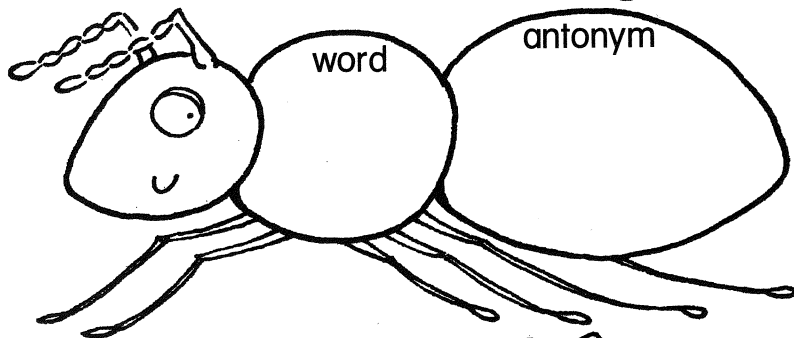
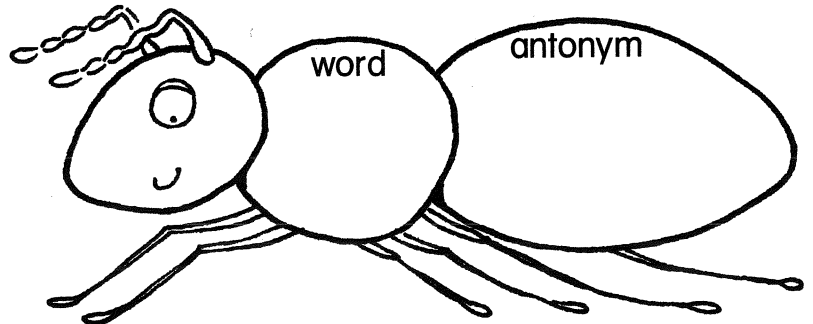
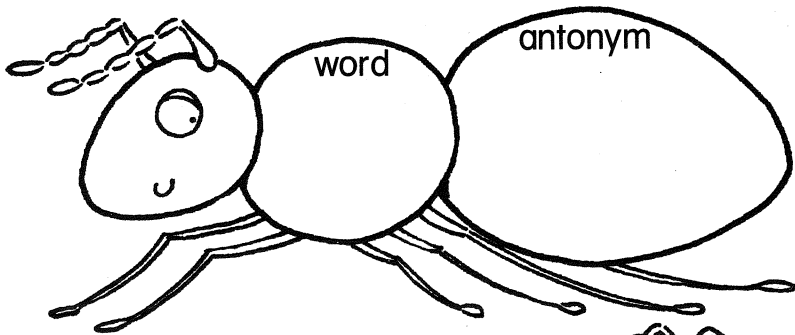

Name _____ Date _____

Book Title _____




Antonym Ants

Find 4 words in your book.
Write each word in one segment of an ant.
Then write an antonym for each word in
the other segment of the ant.








Name _____ Date _____

Book Title _____




Prefix Clouds

In your book, find words with prefixes.
Write the prefix in the first cloud segment.
Write the word in the second cloud segment.




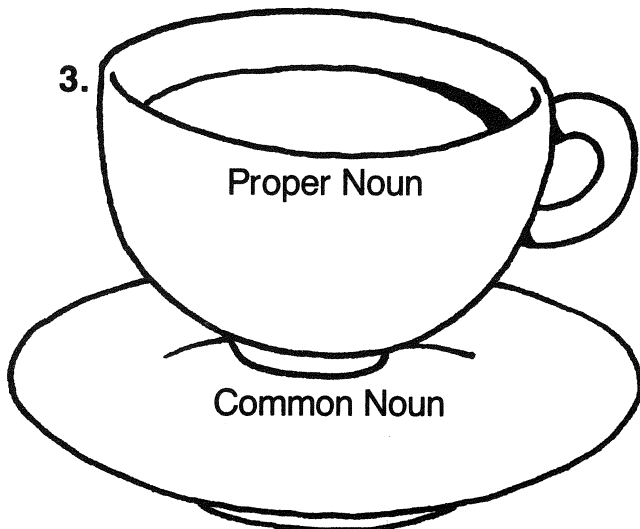



Name _____ Date _____

Book Title _____



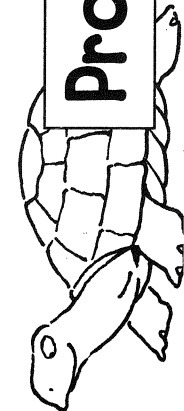
Proper Noun Tea Party

Find 4 proper nouns in your book.
In each teacup, write a proper noun.
In the saucer, write the common noun
for each proper noun.



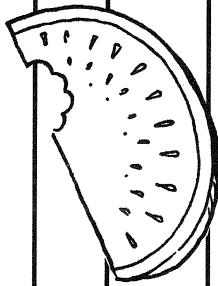
Name _____ Date _____

Book Title _____



Pronoun Picnic


Find 5 pronouns in your book.
Write the sentence in which you found each pronoun.
Underline the pronoun.
Tell who or what each pronoun stands for.



Pronoun in a sentence	Word that pronoun refers to
Example <u>It</u> was sweet and juicy.	watermelon
1. _____ _____	_____ _____
2. _____ _____	_____ _____
3. _____ _____	_____ _____
4. _____ _____	_____ _____
5. _____ _____	_____ _____

Name _____ Date _____

Book Title _____



Verb Endings

Find verbs with the endings *-ing* and *-ed*.
Write a verb on each line.
Underline each base word and circle the ending.



-ing



snorkeling

-ed

jumped

Level 7

