

TESOL

Materials Development

Week 13

- 'The Park' Lesson Review
- 'Phobias' Sample Reading Lesson

Edward Povey

'The Park' Sample Lesson

Find the lesson plan and sample materials in your coursebook.

'The Park' Sample Lesson for Listening

Age: Elementary to Middle school students

Level: Lower Intermediate

What do Ss already know?

Ss already know some park-related vocabulary, basic sentence formation and present continuous tense.

'The Park' Sample Lesson



'The Park' Sample Lesson



a park


'The Park' Sample Lesson

A: What can you do in a park?

B: I can walk in a park.

run / fly a kite / ride a bike / play ...

'The Park' Sample Lesson



What can you see?

'The Park' Sample Lesson



'The Park' Sample Lesson



a pigeon

'The Park' Sample Lesson



'The Park' Sample Lesson



pigeons in a park

'The Park' Sample Lesson

Which one is a pigeon?

1



2



'The Park' Sample Lesson



'The Park' Sample Lesson



a statue

'The Park' Sample Lesson

Which one is a statue?

1



2




'The Park' Sample Lesson



a hoop and a stick

'The Park' Sample Lesson

hoops or sticks?



'The Park' Sample Lesson

a hoop or a stick?



'The Park' Sample Lesson



'The Park' Sample Lesson



a paper bag

'The Park' Sample Lesson

Is it a paper bag?



'The Park' Sample Lesson

Is it a paper bag?



'The Park' Sample Lesson

Which one is a paper bag?

1



2



'The Park' Sample Lesson



'The Park' Sample Lesson




an entrance

'The Park' Sample Lesson

Is it an entrance?




'The Park' Sample Lesson



Listen and circle what you hear

'The Park' Sample Lesson



Discuss with your partner:

A "I circled What about you?"

B "I circled...."



'The Park' Sample Lesson



Listen for what's wrong and shout "STOP!"

'The Park' Sample Lesson

Try to fill in the blanks first. Here's the word list:

Hoop	Looking
Horse	Nearby
Two	Paper
Park	Pigeons
Sitting	Bird
Pigeon	Eating
Man	Playing

Park Sample Lesson – Cloze Activity

You can see the picture of a _____ in this town. You can see that it's in a town because there are some houses behind the park. Two women are _____ on a bench; one of them has black hair, and she's giving some food to the _____-the other woman is just _____ at it. Three more pigeons are on the ground _____. Then there's a man with a _____ bag in one hand; I think he's got

Then listen to check your answers.

'The Park' Sample Lesson

Answers

- | | |
|------------|-------------|
| 1. Park | 8. Bird |
| 2. Sitting | 9. Eating |
| 3. Pigeon | 10. Playing |
| 4. Looking | 11. Hoop |
| 5. Nearby | 12. Man |
| 6. Paper | 13. Horse |
| 7. Pigeons | 14. Two |

'The Park' Sample Lesson

Review

I
You
He
She
It
We
They

} running / eating / ...

'The Park' Sample Lesson

What am I doing?

You are...

eating. / writing. / sleeping.

'The Park' Sample Lesson

What is he doing?



'The Park' Sample Lesson

What is he doing?



He is feeding the birds.

'The Park' Sample Lesson

What is she doing?



'The Park' Sample Lesson

What is she doing?



She is sitting.

'The Park' Sample Lesson

What is she doing?




'The Park' Sample Lesson

What is she doing?



She is riding a bike.

'The Park' Sample Lesson



Describe what you see using ~ing.

'The Park' Sample Lesson



Listen and circle the differences

'The Park' Sample Lesson



Discuss with your partner:

A "I circled What about you?"

B "I circled...."



'The Park' Sample Lesson



Do you have a favourite park?

'The Park' Sample Lesson



Draw your favorite park and tell your friend!

Sample Lesson Processing

Whiteboard plan for Park Lesson

Keywords	Non-keywords	Review for Present Continuous	Verbs

How will this plan help with the lesson?

'Phobias' Sample Lesson



'Phobias' Sample Lesson for Reading

Age: High school students to adults

Level: Higher Intermediate - Advanced

View the text during this lesson on screen or print.

'Phobias' Sample Lesson PRE STAGE



(warm up / lead in / activate schema)

1. What are you most afraid of? What scares you? Discuss with a partner.

'Phobias' Sample Lesson PRE STAGE

(activate background knowledge / review key words)

2. Discuss what these words mean with your partner:

survey / research / public speaking /
phobias / differences / equal / a third

Use your L1 if you want!

'Phobias' Sample Lesson PRE STAGE

(brainstorm / generate interest)

PHOBIAS:

3. How can we help people overcome these phobias? Complete this table in you group.

Phobia	Step 1	Step 2
Public speaking		
Heights		
Flying		
Spiders		
The sight of blood		
Injections		

'Phobias' Sample Lesson PRE STAGE

(activate schema / personalise / generate interest)

4. SCARY THINGS:


Rank these with your partner. (1 = scariest, 2...).

- horror movies
- the dark
- cyber-stalkers
- ghosts
- rollercoasters
- exams
- public speaking in English
- health checks

'Phobias' Sample Lesson PRE STAGE

(review key words)

5. SYNONYM MATCH: Match the following synonyms from the article.

- | | |
|---------------|-----------------|
| 1. survey | a. the same |
| 2. afraid | b. position |
| 3. place | c. areas |
| 4. creatures | d. assess |
| 5. spaces | e. scared |
| 6. rate | f. probable |
| 7. big | g. particularly |
| 8. equal | h. animals |
| 9. especially | i. large |
| 10. likely | j. study |
- 

'Phobias' Sample Lesson PRE STAGE

(prediction)

6. We are going to read an article about the phobias of British people.

Can you guess the two biggest fears of British people?

Discuss with your partner.

'Phobias' Sample Lesson PRE STAGE

(prediction)

7. Guess if these statements are true or false:

a. The medical name for the fear of heights is acrophobia.

b. The tenth biggest fear was crowns.

c. More than 20,000 people answered questions about their fears.

d. There were big differences between the fears of women and men.

e. Women are less afraid of spiders than men are.

'Phobias' Sample Lesson DURING STAGE

(skim and scan reading)

8. Look at the article for 20 seconds.
Can you list 5 phobias that are
discussed in the article?

1. _____
2. _____
3. _____
4. _____
5. _____

'Phobias' Sample Lesson DURING STAGE

(reading for main idea / key information)

9. Now you can look at the article again.

Complete the headline:

Britons most afraid of _____
and _____

'Phobias' Sample Lesson DURING STAGE

(reading for details)

10. Check your answers for true or false:

- a. The medical name for the fear of heights is acrophobia.
- b. The tenth biggest fear was crowns.
- c. More than 20,000 people answered questions about their fears.
- d. There were big differences between the fears of women and men.
- e. Women are less afraid of spiders than men are.

'Phobias' Sample Lesson DURING STAGE

(reading for details)

11. Comprehension Check Questions:

- a. What kind of company made this survey?
- b. What are people afraid of if they have acrophobia?
- c. What was number three on the list of fears?
- d. What are people afraid of the sight of?
- e. Where on the list was the fear of clowns?
- f. How many people took the survey?
- h. How many phobias did people have to rate?
- i. What groups of people were frightened of different things?
- j. How many men were afraid of spiders?
- k. Who was more likely to be afraid of heights?

'Phobias' Sample Lesson DURING STAGE

Other ideas for the During stage:

- Gap fill / Cloze
- Multiple choice questions
- Sequence the sentences
- Re-order the sentences
- Put a slash (/) where the spaces are
- Add punctuation and capital letters to a copy
- Complete a graphic organizer

'Phobias' Sample Lesson POST STAGE

(personalize / speaking practice / format switch)

12. DISCUSSION

Student A:

- a) What did you think when you read the headline?
- b) What springs to mind when you hear the word 'fear'?
- c) What are you most afraid of and why?
- d) What was your biggest fear when you were a child?
- e) Have you ever overcome a fear?

'Phobias' Sample Lesson POST STAGE

(personalize / speaking practice / format switch)

12. DISCUSSION

Student B:

- a) Did you like reading this article? Why/not?
- b) Do you know anyone who is afraid of many things?
- c) What different things are men and women afraid of?
- d) Are you afraid of public speaking?
- e) Are you afraid of making mistakes in English?

'Phobias' Sample Lesson POST STAGE

(personalize / speaking practice / format switch)

13. ROLE PLAY

Get into groups of three. Explain what you are scared of (see below). Give details about why and tell a story about it. Also, give advice to others about how to overcome their fear.

Role A – scared of horror movies

Role B – scared of rollercoasters

Role C – scared of public speaking

'Phobias' Sample Lesson POST STAGE

(vocabulary extension)

14. WORD SEARCH: Look in your dictionary to find collocates, other meanings, information, synonyms for the words 'afraid' and 'fear'.

Share your findings with your partners.

Make questions using the words you found.

Ask your partner / group your questions.

Look at the article again. Circle any words you do not understand. Use dictionaries to find their meanings.

'Phobias' Sample Lesson POST STAGE

(vocabulary extension)

15. SPELLING PRACTICE

- a. A new vsryue
- b. the emdacli name for the fear of heights
- c. afraid of the slippery urstacree
- d. Other things that ngerithf people
- e. needles and tcniiojens
- f. the sight of lodob

'Phobias' Sample Lesson POST STAGE

(writing practice / format switch)

16. FREE WRITING

Write about fear for 10 minutes.

What's the SLO?

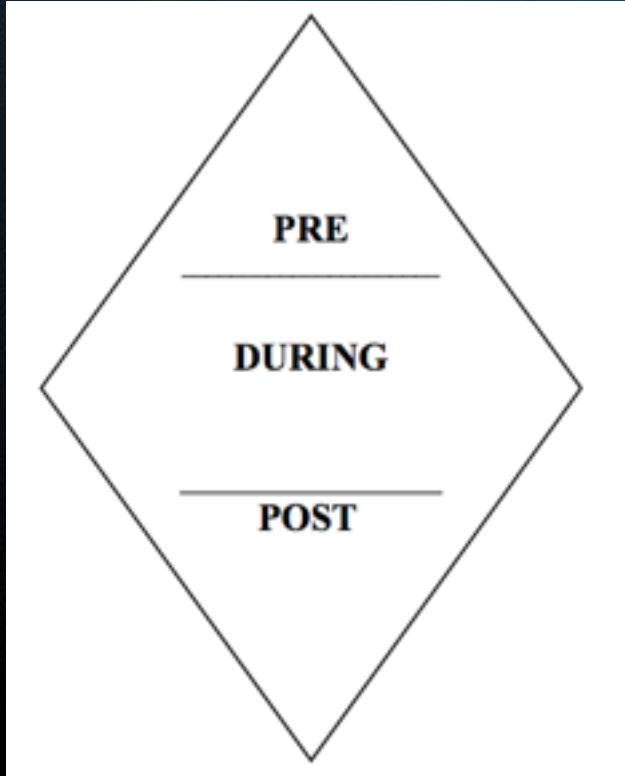
By the end of the lesson,
SWBAT demonstrate their understanding/
comprehension of the _____
(text/passage/story/dialog/article/etc.),
_____ (title of text),
BY _____ (doing something) _____

Student Learning Objective

By the end of the lesson,
SWBAT demonstrate their comprehension of
the article, 'Britons most afraid of heights and
snakes',

BY answering detailed true/false and
comprehension check questions.

P-D-P Framework for Listening / Reading Lessons



End-of-semester Project: Lesson Plan & Materials 2

Create a detailed lesson plan and create or adapt materials for a listening or reading lesson. The lesson plan should include an SLO.

Example lesson plans can be found in the coursebook.

First draft: Week 14

Second draft: Week 15

Due: Week 16

Homework: Complete the first draft for next week.

End-of-semester Project: Lesson Plan & Materials 2

1. Create a student learning objective (SLO) for a listening or reading lesson
2. Create a lesson plan following the P-D-P framework using the given template
3. Label the stages in the lesson P-D-P
4. Include interaction for each step in the lesson (T-S, S, Ss-Ss, etc.)
5. Provide a purpose or a rationale for each step in the lesson
6. Select, adapt and/or supplement the necessary materials to be used in the lesson
7. Label your materials so that they match the steps in your lesson plan

See you next week!

