



# Classroom English

## Today's class

1. Letters
2. Words
3. Sentences
4. Paragraphs: FAT-P

Email: [edpovey@hotmail.co.uk](mailto:edpovey@hotmail.co.uk)

Website: [edwardtesol.com](http://edwardtesol.com) (Password: English)



# TEYL Writing: 1. Letters

Name: \_\_\_\_\_ Grade/Class: \_\_\_\_\_ Date: \_\_\_\_\_

A A A A A A A A

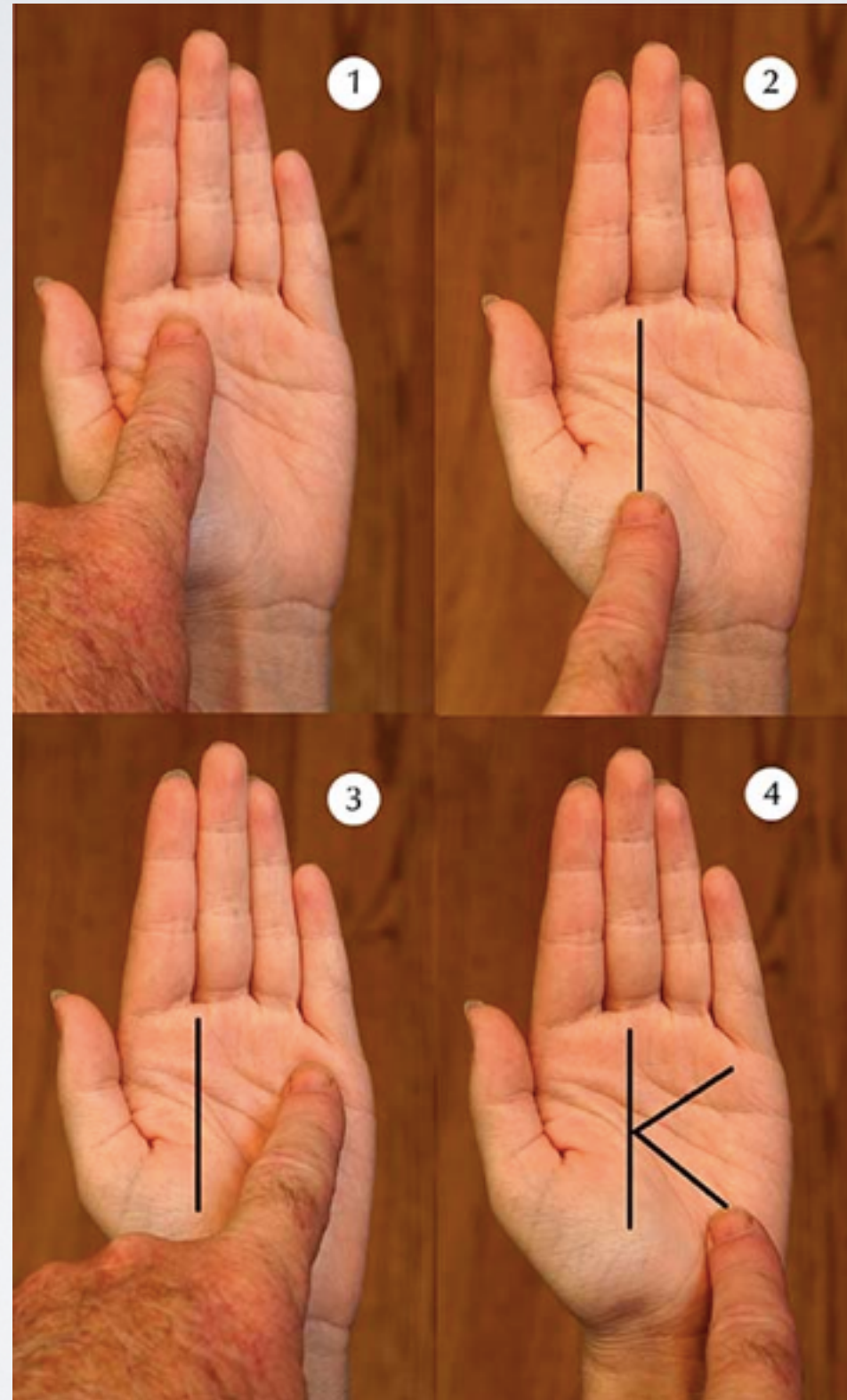
a a a a a a a a a a

A A A A A A A A

a a a a a a a a a a



# TEYL Writing: 1. Letters





# TEYL Writing: 1. Letters





# TEYL Writing: 1. Letters





# TEYL Writing: 1. Letters



Tip: Join Pinterest for more ideas!!





# TEYL Writing: 1. Words

Name: \_\_\_\_\_

Date: \_\_\_\_\_

come

come

did

did

eat

eat

do

do

four

four

yellow

yellow

## Words that end with k

Trace these words that end with the letter k

truck

black

duck

book







# TEYL Writing: 1. Words

**W**inter wonderland

**I**ce is slippery

**N**othing is hot

**T**he weather is cold

**E**verything you touch is cold

**R**eally cold



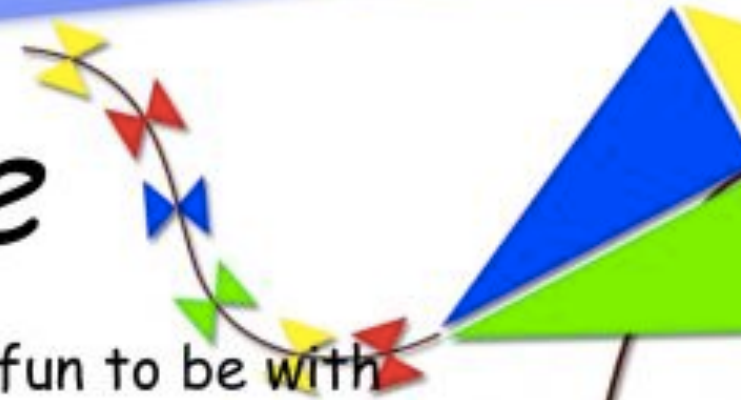
Name: Zenab

## Acrostic poem

*Jake*

J is for Jolly, fun to be with  
A is for Active clever and bright  
K is for Kind, an excellent character  
E is for Exciting so full of surprises

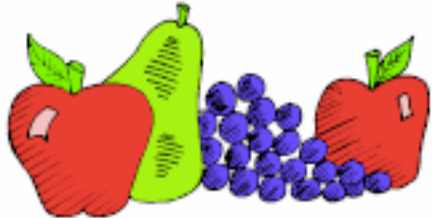
Jake beyond compare !!!






# TEYL Writing: 1. Words

**I like red apples.**



Using the pictures as clues, fill in the blanks then fill in the puzzle spaces with the correct words.



**ACROSS**



3. yellow \_\_\_\_\_



5. red \_\_\_\_\_



6. a yellow \_\_\_\_\_

**DOWN**



1. a bunch of \_\_\_\_\_

# Crossword



# TEYL Writing: 1. Sentences

I put  in my boat.



a hat 	a boot 	a bat 	a nut 	a net 
a mat 	an ant 	meat 	a cat 	

## sentence frames

**Sentence Starter Cards**

To the teacher: Cut out the cards and use them as a cue for completing a sentence.  
The student can write on the card or on a separate piece of paper.

★ He likes _____	★ We watched _____
★ I want to _____	★ They laughed about _____
★ She went _____	★ Mother told me _____
★ You should _____	★ I don't know _____

Copyright © 2014 K12works.com. All Rights Reserved. Free for educational use at home or in classrooms.

I see with my \_\_\_\_\_

I hear with my \_\_\_\_\_

I taste with my \_\_\_\_\_

I touch with my \_\_\_\_\_

I smell with my \_\_\_\_\_



# TEYL Writing: 1. Sentences

I like \_\_\_\_\_.

\_\_\_\_\_ am/is going to \_\_\_\_\_.

I like \_\_\_\_\_ with \_\_\_\_\_.

My favorite \_\_\_\_\_ is \_\_\_\_\_.

\_\_\_\_\_ have \_\_\_\_\_.

\_\_\_\_\_ don't have \_\_\_\_\_.

**sentence  
frames**



# TEYL Writing: 1. Sentences

scrambled sentences



[EnchantedLearning.com](http://EnchantedLearning.com)

**Jet: Unscramble the Sentences Worksheet** Answers  
Unscramble each sentence, then use the first word of each sentence to find the secret message.

wings      two      the      has      jet

The jet has two wings.

have      engines      have      jet

Planes have jet engines.

yet      there      we      are

Are we there yet?

fun      is      to      do      flying

Flying is fun to do.

Secret message: The planes are flying.

[www.enchantedlearning.com](http://www.enchantedlearning.com)

## SCRAMBLED SENTENCES

### "Crazy Cakes"



Unscramble the following sentences and write the sentences on the lines.

1. three The has cake pink candles.

\_\_\_\_\_

-----

\_\_\_\_\_

1 is My brown. dog

2. The a face. cake has happy yellow

\_\_\_\_\_

-----

\_\_\_\_\_

2 to read. like I

3. cake tallest. the The is green

\_\_\_\_\_

-----

\_\_\_\_\_

3 can the We see jet.

4. strawberries. has The cake white

\_\_\_\_\_

-----

\_\_\_\_\_

4 hop. can They

5. much are Cakes to eat! fun so

\_\_\_\_\_

-----

\_\_\_\_\_

5 to school. go I to love

[www.enchantedlearning.com](http://www.enchantedlearning.com)  
Printed by



# TEYL Writing: 1. Sentences

picture descriptions

Name: \_\_\_\_\_

Describe the picture!

What is happening in the picture?

\_\_\_\_\_

\_\_\_\_\_

\_\_\_\_\_

\_\_\_\_\_

\_\_\_\_\_

\_\_\_\_\_

\_\_\_\_\_

\_\_\_\_\_

\_\_\_\_\_

\_\_\_\_\_

© CHH

**BECOME BABY DESCRIPTIVE WRITING**

This is what my animal looks like

These words describe my animal

\_\_\_\_\_

\_\_\_\_\_

\_\_\_\_\_

\_\_\_\_\_

\_\_\_\_\_

My animal is \_\_\_\_\_

It has \_\_\_\_\_

It can \_\_\_\_\_

It lives \_\_\_\_\_

What is my animal?



# TEYL Writing: 1. Sentences

## Show, Don't Tell Sentences

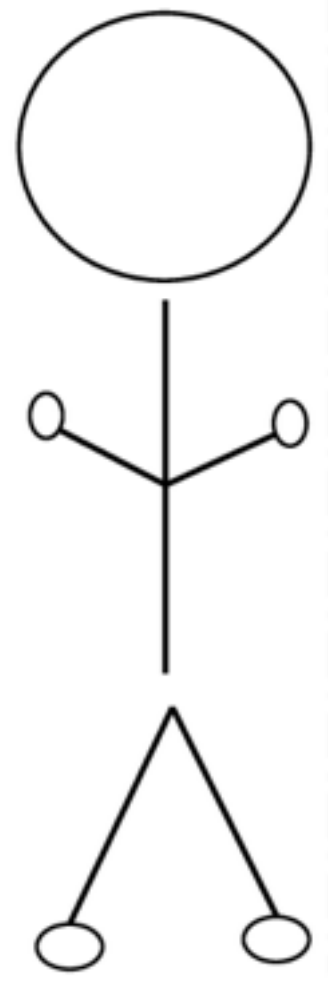
Trait or Emotion:

What does your character's face look like?

What is their body doing?

How does your character move?

My show, don't tell sentence(s)



## expanding writing with graphic organizers

name: \_\_\_\_\_

detail

detail

main idea

detail

word bank

topic: \_\_\_\_\_



expanding writing  
with FAT-P



## Example of FAT-P

Write a letter (FORMAT)  
... to a friend. (AUDIENCE)

Think about a time you were surprised. Describe what  
happened before and after.  
(TOPIC)

Write about the event and describe your feelings.  
(PURPOSE)

**Task: Brainstorm a different FAT-P writing activity.**



## Homework (due in 2 weeks)

In 2 weeks we will start planning for the final teaching demonstrations (with Hyung-soon Kim).

To help your planning, prepare a script for your teaching demonstration. The script should include the key language and expressions (most, not all) you will use during the final demonstrations.

The script can be about 1~2 sides of A4 paper.

The more you prepare, the more I can help you with suggestions and ideas!