



Teaching English Speaking

Today's class

- Review
- Modeling and scaffolding
- Example lesson
- Homework

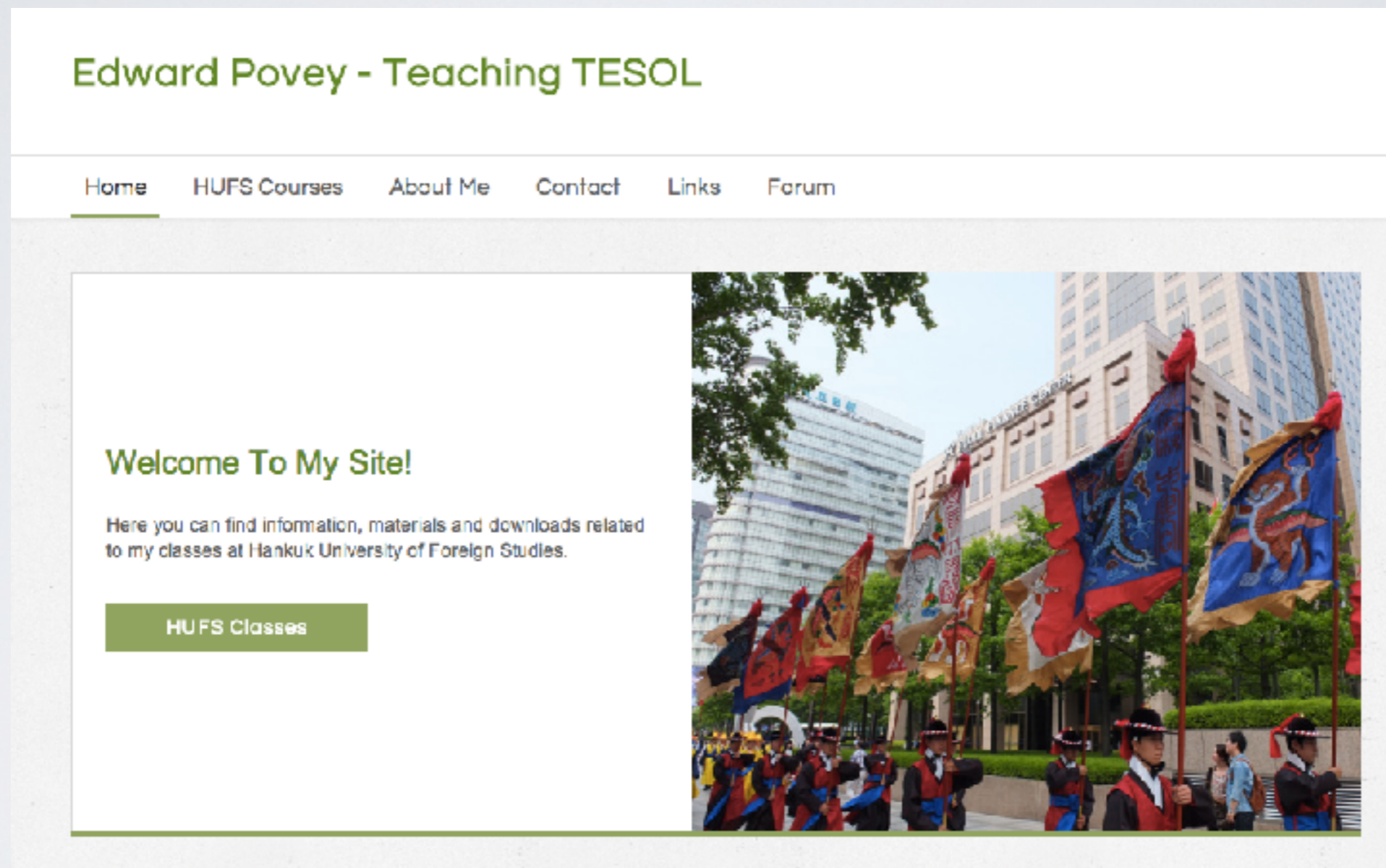
- Please call me 'Edward' or just 'teacher'!

Email: edpovey@hotmail.co.uk

Website: edwardtesol.com

REVIEW

My website:
www.edwardtesol.com



Go here for course information and materials downloads

REVIEW

Icebreakers



An 'icebreaker' is an activity, game, or task that is used to warm up the conversation among learners and help them to introduce themselves.

Remembering names

Name Chain game

'English Edward',

'Pirate Peter'.....



REVIEW

Icebreaker



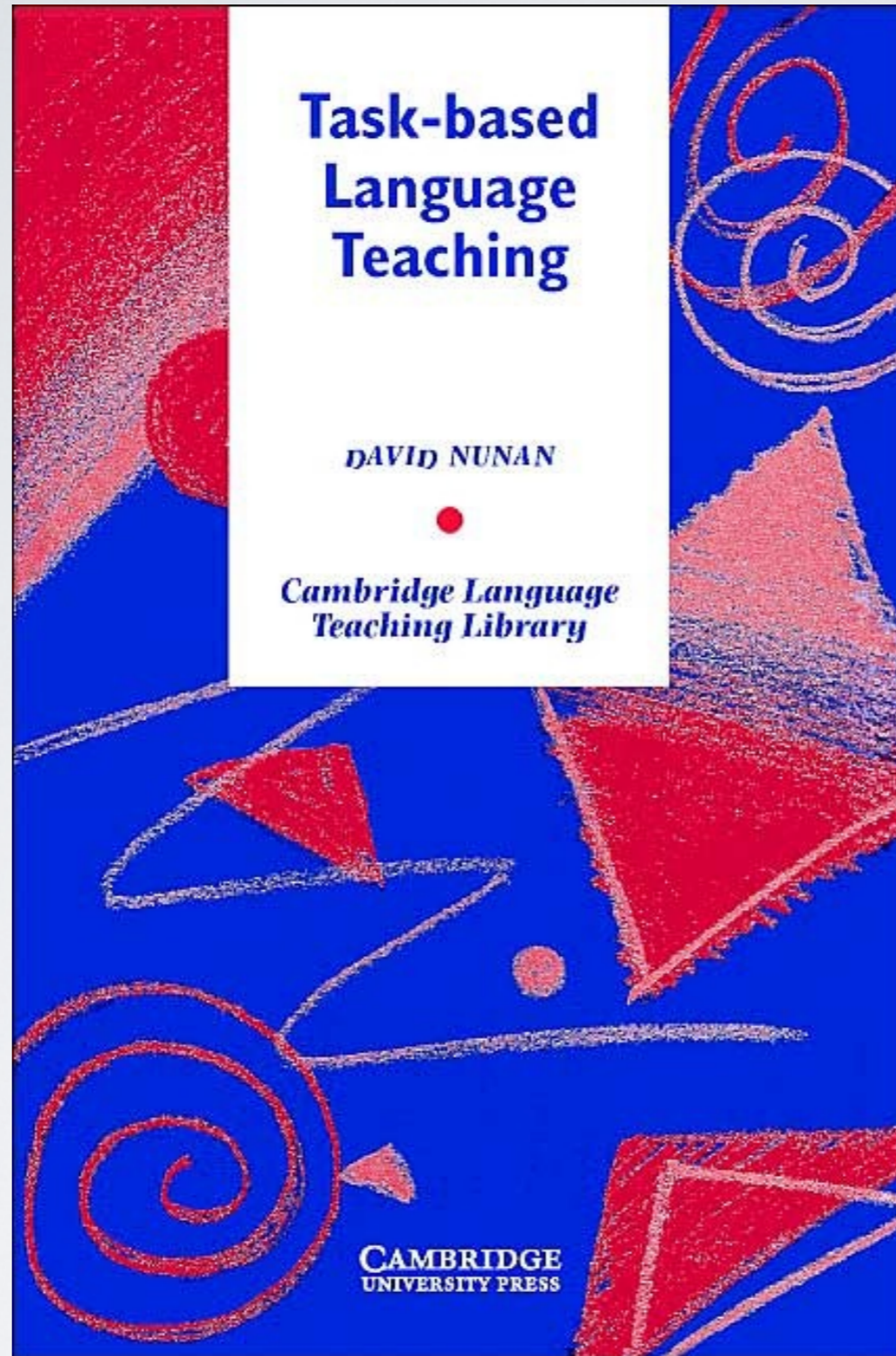
Line up game

Line up according to:

1. Alphabetically for the first letter of your name (A~Z)
2. How long it takes you to get to HUFS.
3. What time you went to bed last night.
4. The month of your birthday.
5. How many years of teaching experience you have.
6. Which age Ss you usually teach / want to teach.

<http://myparadigmshift.org/101-ways-to-line-up-a-group-a-classic-team-building-and-icebreaker-activity/>

REVIEW



The readings for this course are mainly taken from this book. PDF files will be provided for the relevant chapters on my website.

Questions

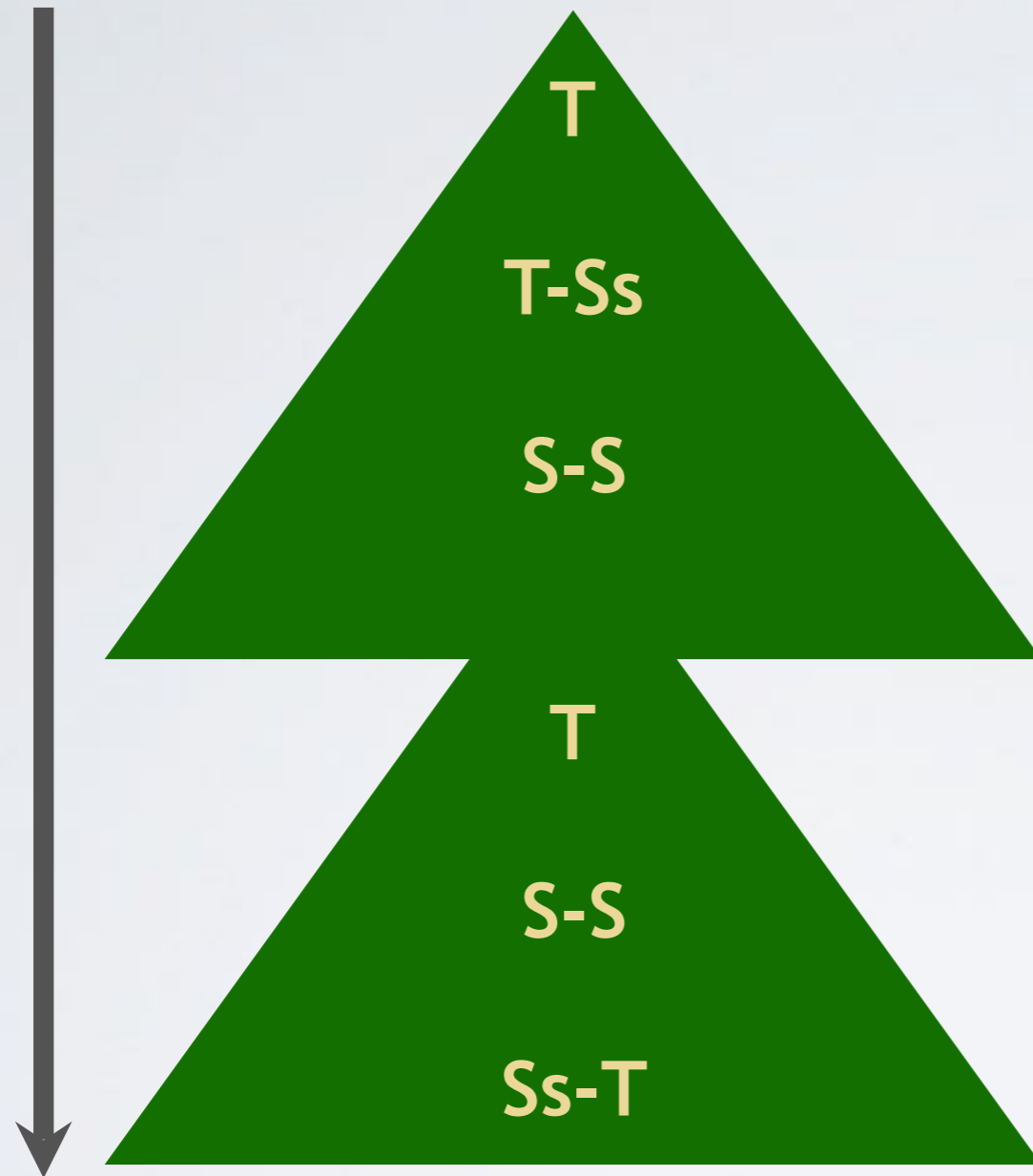
“Modeling” means to “show”.

What do teachers need to model when they are teaching in the classroom?

“Scaffolding” is the support that we give to students.

What kind of support can we provide for learners?

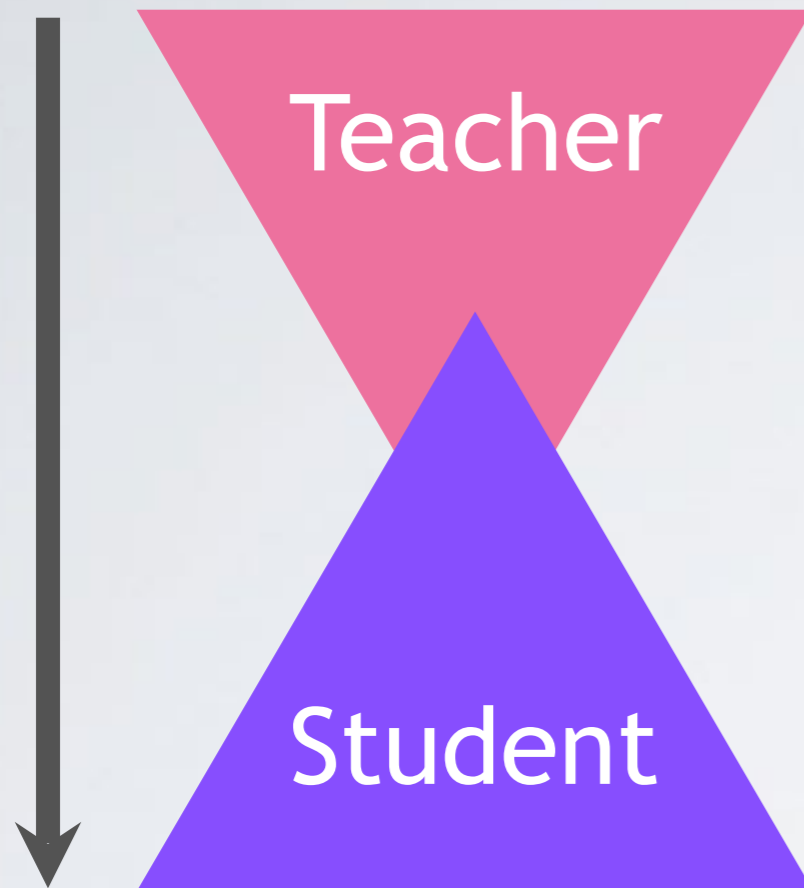
Task sequencing. Example: **Star Game**



1. T explains
2. T models activity with Ss
3. students do the activity
4. T introduces Stage 2
5. students practice/prepare
6. students report to class

What does the triangle shape represent?

Responsibility



The key to **student-centered** teaching is getting the students involved.

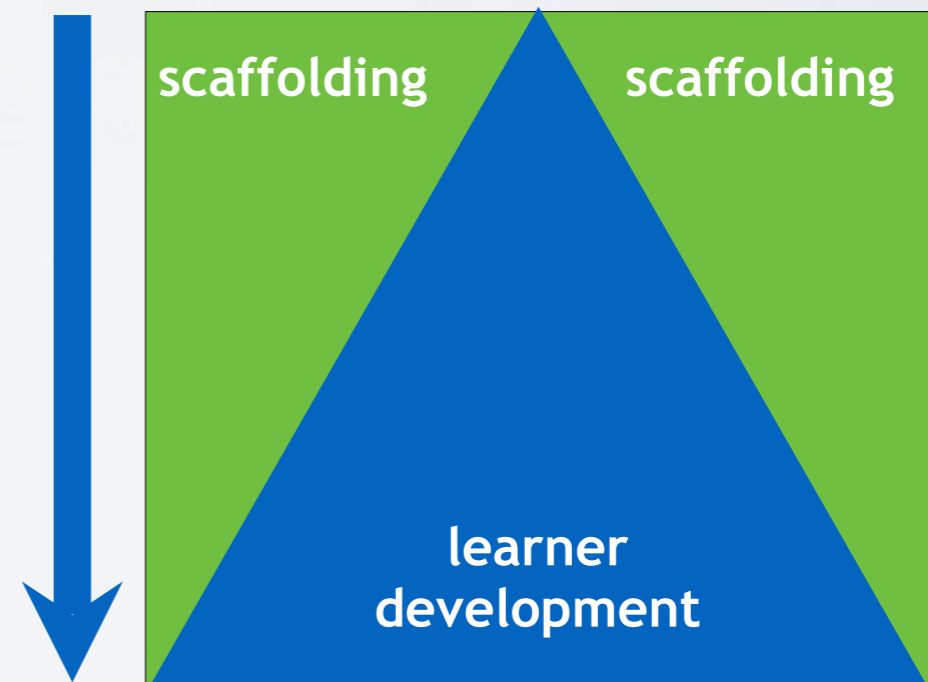
A good teacher does **less work** than the students at the end of an activity or lesson.

**“Tell me and I will forget.
Show me and I will remember.
Involve me and I will understand.
Step back and I will act.”**



Scaffolding is the support the teacher gives to the learner.

Scaffolding in language teaching can include talking simply and slowly, doing easy tasks before difficult tasks, using mimes to help comprehension, showing pictures, and more.





Teaching English Speaking

Sample lesson

Age: **Young adults**

Level: **Intermediate**

Target language:

(Situational English) Going on a first *****

Note for teachers:

This is a sample lesson for situational target language. That means language that is used in specific situations.

Notice how there isn't one clear grammar or vocabulary focus (although, in some situational TL lessons, there may be a more clear focus).

Learners for these types of lessons are usually older, so their ideas and input can be used in the lesson. Dialogues also work well in these lessons.

During this lesson, look in the top left corner to see hints.

warm up / lead in
video is used to get attention



Look at the pictures and watch the video.

Can you guess today's topic?

warm up / lead in
video is used to get attention

6 rules for first dates

Look at this list of rules for a guy's first date.
Which 2 rules do you think are most important?

- 1 To be punctual 96%
- 2 To compliment his date on her appearance 94%
- 3 To ask lots of questions 79%
- 4 To help with his date's coat 61%
- 5 To pull out his date's chair 53%
- 6 To smell as good as he looks 50%

Can you add 2 more rules?

discussing
examples given
by the teacher

Dos and Don'ts

Which of these do you think are good and bad for a first date?



brainstorm
related to
the topic

Discuss:

Have you ever been on a blind date? If not, would you?
How was it? Where did you go? Would you do it again?



Good places to go

Good topics to discuss

Good things to wear

Dos and Don'ts Brainstorm



Bad places to go

Bad topics to discuss

Bad things to wear

examples +
brainstorm
questions

First date: Questions to ask

Here are some questions recommended by a dating website for a first date. Practice by asking and answering two questions with your partner.

1. Who has been the biggest influence in your life?
2. What kinds of things really make you laugh?
3. What's your favorite place in the entire world?
4. Who is your best friend? What do you like about him/her?
5. Favorite movie of all time? Why so?
6. What's your biggest goal in life right now?
7. What is your favorite way to spend a Saturday?

Can you think of two more good questions?

Let's share and make a list of questions.

useful
expressions
with
personalizing

First date: Talking about yourself

Read these expressions with adjective + preposition.

1. I'm excited about going to Africa next vacation.
2. I'm interested in becoming a doctor.
3. I was proud of completing a marathon.
4. My sister has always been very nice to me.
5. I was pleased with the present you gave me.
6. I am fond of animals.
7. I'm good at tennis, but really bad at badminton.

Create some new questions with these adjective + prepositions and practice with your partner. Answer the questions truthfully using the adjective + prepositions.

matching
expressions

First date: Talking about likes and dislikes
Match the phrases with either negative or positive.

Positive

Negative

1. I'm really into tennis.
2. I was put off by his nasty comments.
3. I am crazy for the new Twilight movies.
4. Going to the mall to shop all day is not my thing.
5. I am cool with going out to eat tonight.
6. I do not care for my new boss.
7. I am a huge fan of the cafe down the street.

First date: Talking about yourself

Practice making expressions about yourself using the phrases below:

Positive

To like something a lot and be very interested in it.

- I'm really into...
- I am crazy for...
- I am a huge fan of ...

Negative

To have negative feelings towards a person or a thing.

- I was put off by...
- ... is not my thing.
- I don't care for...

preparation
for final task



Speed dating

What is a “speed date”?

Speed dating

Let's practice.

- You will meet many new people.
- You can be yourself or create a new and interesting character!
- One person in your pair will move to the next table. One person will stay seated and meet people there.
- Remember what you learn about each partner.
- At the end, let's find out what you learned about each person and who you are interested in meeting again.

worksheet:

Contestant number One

Name: _____ From: _____
Personality adjectives: _____
Job: _____ Age: _____ Looking for: _____

Contestant number Two

Name: _____ From: _____
Personality adjectives: _____
Job: _____ Age: _____ Looking for: _____

Contestant number Three

Name: _____ From: _____
Personality adjectives: _____
Job: _____ Age: _____ Looking for: _____

The single man/woman

Name: _____ From: _____

Question one:

Question two:

Question three:

reporting
final task



Speed dating

Let's find out about each person in our class.

What did each person say and ask?

Who is your best match?

Who is your worst match?

What was the funniest thing you learned?





Reading homework for Week 3

Read Chapter 1 from “Task-Based Language Teaching” on my website and answer the questions. The files are on my website. Your answers are for discussion next week.