



# Classroom English

## Today's class

- Review
- .
- .
- .
- Homework

Email: [edpovey@hotmail.co.uk](mailto:edpovey@hotmail.co.uk)

Website: [edwardtesol.com](http://edwardtesol.com) (Password: English)

# REVIEW PRACTICAL TECHNIQUE



## Magic Bag / Box

- gets interest
- good for curiosity
- vocabulary
- flashcards/realia

# REVIEW PRACTICAL TECHNIQUE

## Realia & Toys

- tactile learners
- meaningful
- experience
- demonstration
- interactive



**TASK:** Pass the toy set to each group. Consider:

- target language (vocabulary, grammar, expressions)
- classroom activities

# Target Language

**English**

The specific words  
and expressions being  
studied in a lesson or  
activity

# Target Language

The target language (TL) is the language that learners are studying.  
Examples:

Vocabulary	Grammar & expressions	Situational language
Shapes (circle, square...)	It's a banana.  Do you like soccer?	Airport travel "Do you have your passport"
Weather (rainy cloudy...)	We are reading.	Seeing a doctor "I have a cold"
Buildings (hotel, bank...)	I went to the museum.	Buying a ticket "How much is it?"
...	...	...

1. In your groups try to brainstorm 3 more examples for each category.
2. Now, try to find a song or chant on YouTube that include some of your TL.

## Target Language Teaching Sequence (for speaking)

“How old are you?”  
“I’m 8 years old.”

### Teaching sequence:

1. Teach numbers 1. 2. 3. 4. 5. 6. 7. 8. 9. 10.
2. I’m ... years old
3. How old are you?


### Variation:

- He’s 8 years old. / She’s 8 years old.

## Activities during listening

- Listen and point to the right word
- Listen and move your body or an object
- Listen and raise your hand or clap
- Listen and show your fingers
- Listen and mime
- Listen and follow directions
- Listen and draw or color a picture
- Listen and make
- Listen and circle the right picture or word
- Listen and match the pictures, words or sentences
- Listen and sequence the pictures, words or sentences
- Listen and find the mistakes or false answers
- Listen and choose the correct answer
- Listen and mark true or false
- Listen for stress or intonation
- Listen and translate
- Listen and fill in the blanks
- Listen and complete a graphic organizer

# Listening: Stories, Songs and Chants






**Listen and hold up the crayon!**



I spy, something that is green.


yellow, black, orange, white, red, ...




a bear








a bird










a duck



a horse






What animal is it? ... It's blue. ... It's purple. ...



Listen and clap when you hear the animal.


# Brown Bear, Brown Bear What do you see?





Based on the book by Eric Carle




Brown bear, brown bear,  
What do you see?




I see a red bird, looking at me!




Red bird, Red Bird  
What do you see?





I see a yellow duck  
looking at me!




Yellow duck, yellow duck,  
What do you see?





I see a blue horse  
Looking at me!




Blue horse, Blue Horse  
What do you see?





I see a green frog,  
Looking at me!




Green frog, green frog  
What do you see?





I see a purple cat  
Looking at me!




Purple Cat, Purple Cat  
What do you see?




I see a white dog,  
Looking at me!



White dog, White dog  
What do you see?




I see a black sheep  
Looking at me!




Black Sheep, Black Sheep  
What do you see?




I see a goldfish  
looking at me!



Goldfish, Goldfish  
What do you see?










I see the children  
Looking at me!



Now listen and sequence.  
<https://www.youtube.com/watch?v=pdHCYgO9zh8>

True or False?




# Let's make a new story!

Choose a new animal and a color.



Green koala, green koala, what do you see?

I see a ...



## **Brown Bear song with actions**

- YouTube is a great place to look for popular songs to learn actions that you can use in the classroom.

<https://www.youtube.com/watch?v=Hjh8B6vHKAk>



## Practicing New Vocabulary

New vocabulary is very important for young and beginner learners. It's the building blocks of language. Often YLs will naturally repeat words you say.

When introducing new vocabulary, you should:

- encourage them to repeat
- use pictures, sounds and other senses
- use gestures, actions and movement
- get children to color pictures of the new words
- repeat the words often and use them in sentences

# Practicing New Vocabulary with drilling

Drilling is repeating a word or phrase to help memorization.

A good sequence for drilling new vocabulary is:

1. Repeat all words together
2. Show the cards and ask true/false questions.
3. Show the cards and ask “Which one is a ...?”
4. Show all cards and ask “What is it?”

Let's practice!



# Practicing New Vocabulary with drilling

A substitution drill is repeating a phrase but changing one word each time.

For example:

I like dogs.

I like cats.

I like rabbits.

I like fish.

Let's practice!




# Practicing New Vocabulary with flashcards



<https://www.youtube.com/watch?v=X9KebTgfLJI>

Let's practice!



Homework:

Find or create a game for practicing new vocabulary. You will show and demonstrate the game with the class.

You can use flashcards, pictures, a song/chant, anything you want!

You can teach words or sentences.

Think about how you can encourage lots of practice and the classroom English you will use.

