



GSTESOL YL Listening + Speaking

Today's class

- Review
- TPR
- Lesson planning
- Homework

Research project

A friend of mine in Chicago is doing a research project about the life and identity of Koreans.

If you can do an online interview with him, you get a free coffee!

Please email him:

Ted Voelkel

voelkelted@gmail.edu

Framework for Listening and Reading

Reading and listening are receptive skills

In planning terms, they are similar.

A receptive skills lesson can have 3 stages:



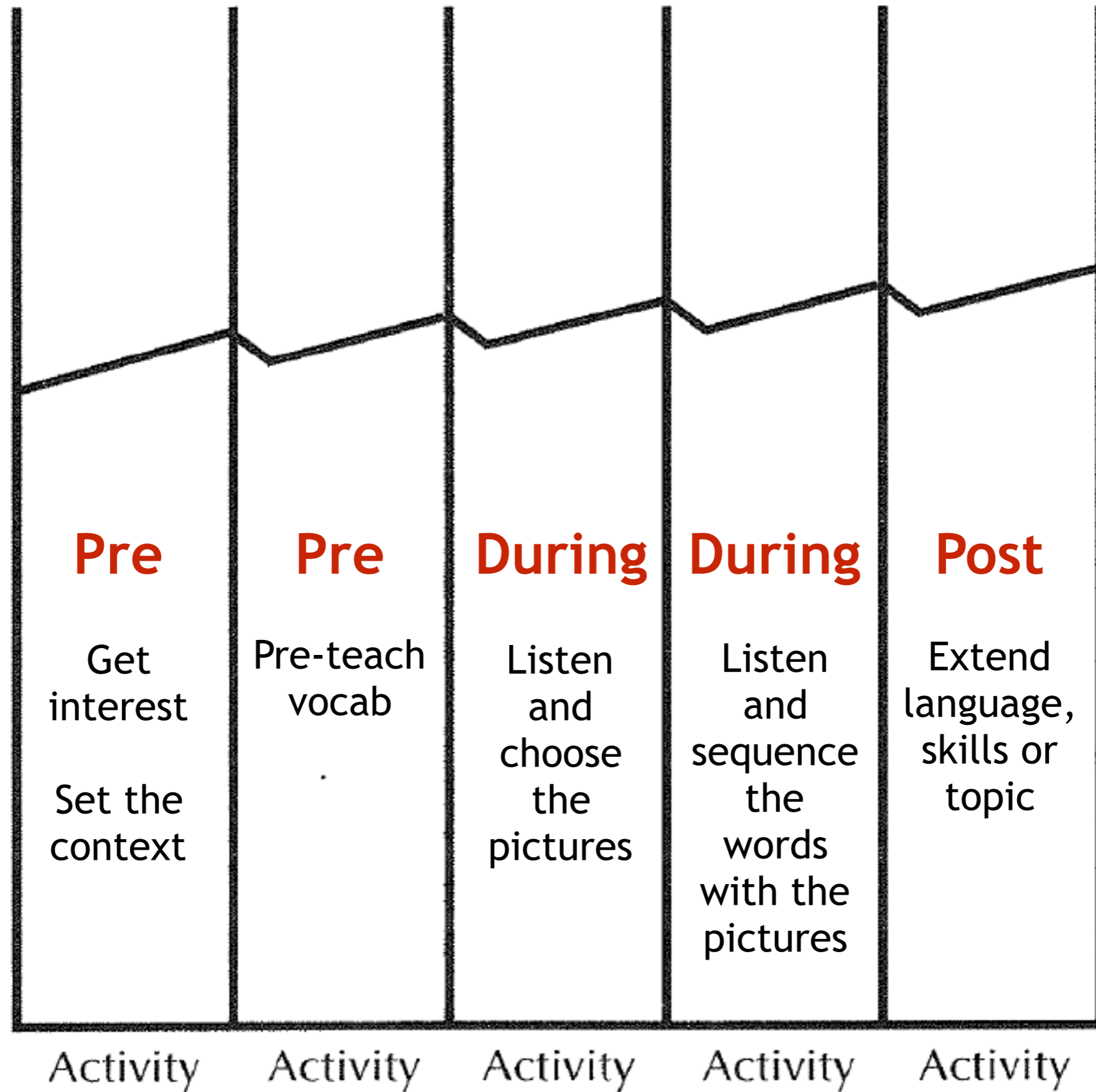
1. Before L/R (Pre stage)

2. During L/R (During stage)

3. After L/R (Post stage)


*Note: This is not for a phonics/sight words lesson.

Emotional involvement



Starting a lesson

Tip: Use cartoon characters!



What is he doing?
He's climbing.
(example target language)

What does she like?
She likes fish.
(example target language)

Starting a lesson



What TL can we teach and practice with pop stars?

Talk with your partner.

Starting a lesson

Personalize

Contextualize

sea animals

Christmas

university

job interview

...your ideas

PRACTICAL TECHNIQUE



Magic Bag / Box

- gets interest
- good for curiosity
- vocabulary
- flashcards/realia

Realia & Toys

- tactile learners
- meaningful
- experience
- demonstration
- interactive

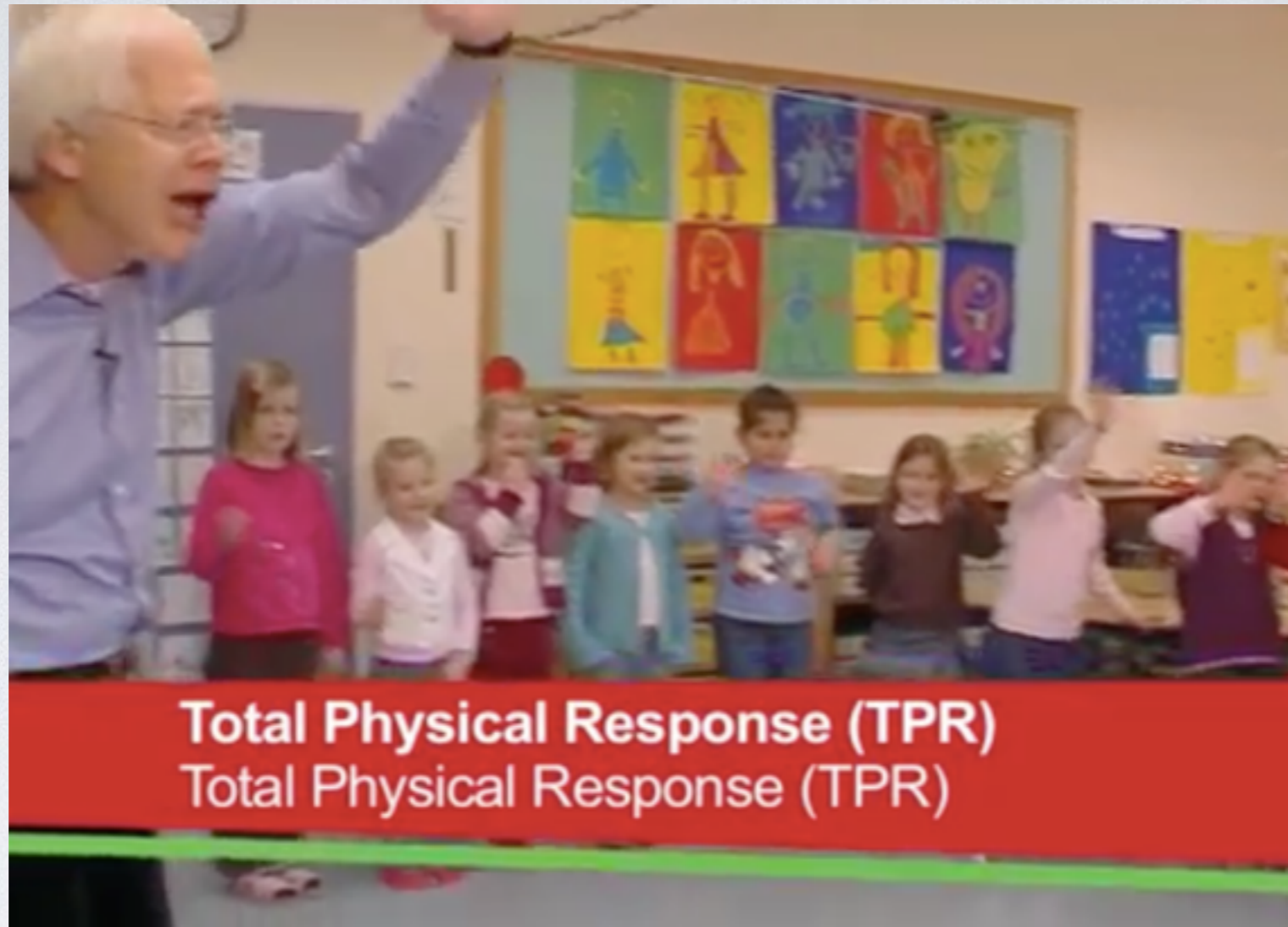


Teaching vocabulary with flashcards



- A child often...
 - learns through doing things and through movement.
 - likes using their imagination.
 - learns fast, forgets fast.
 - likes bright colours, animation characters etc.

<https://www.youtube.com/watch?v=W8e6Ld4sQks> (1:10 minutes)



Total Physical Response (TPR)
Total Physical Response (TPR)

Total Physical Response

What does the teacher do differently at the beginning and at the end?

<https://www.youtube.com/watch?v=bkMQXFOqyQA>



Lesson Planning

This week we will start planning a listening activity for young learners. This is a practice project.

You will work in small groups to develop a listening activity plan.

The listening activity should have 5-6 steps following the P-D-P framework.

Class time will be given for preparation.

In 2-3 weeks, you will present and explain your activity to other groups.

Consider the age of your students and the listening material you wish to use.

The listening material could be:

- a song or chant
- a story
- a video clip
- the teacher




Class Practice Lesson Plan

Let's start planning a lesson together.
We're going to use this song:

<https://www.youtube.com/watch?v=aDOBp9C2Fml>

1. Listen to the song.
2. Discuss your ideas for Pre stage, During stage and Post stage.
3. Let's start developing the lesson idea together. Remember, the lesson should have about 6 steps.





Group Practice Lesson Plan

1. Get into groups.
2. Discuss your ideas for listening material
3. Decide which listening material you want to develop a lesson for.
4. Start brainstorming your lesson.