



GSTESOL Storytelling & Role play

Today's class

- Storytelling video assignment
- Example materials for storytelling lessons
- Homework: Storytelling lesson

Homework Assignment: Storytelling Video

In this assignment, you will record a video of you storytelling and upload it to EDpuzzle. The recording can be done with your smartphone and uploaded directly or with your desktop/notebook computer.

EDpuzzle is a service similar to Edmodo, but designed for giving and collecting video homework. In this assignment it will be used to collect your video homework. You will later be assigned a peer's video to review.

There is no limit for your storytelling video. Tell the story at your normal pace. You can include extra questions or activities before, during, or after your storytelling.

Due date: Saturday 30 April

Rational for this project:

Providing English language exposure and listening practice for young learners is essential, especially in an EFL setting.

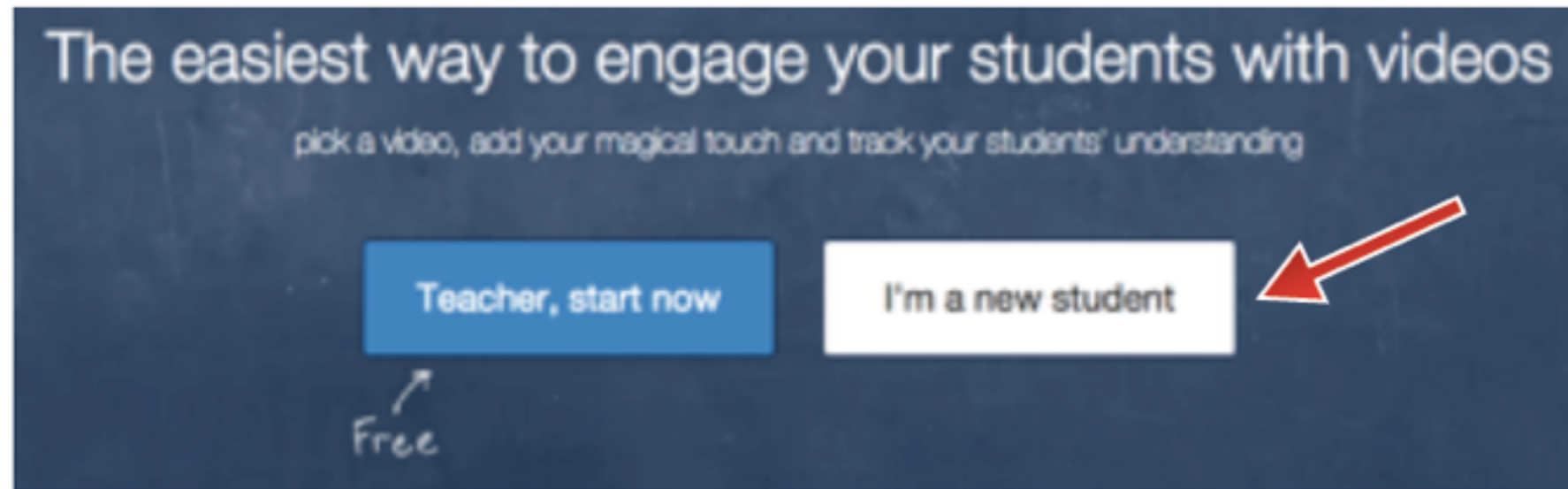
Through the use of technology, such as smartphones and services like EDpuzzle, it is easier than ever to produce and share educational content.

Through completing this project, you will have experienced the basic procedure for setting up a blended learning system.

In the future, you can produce content and utilize EDpuzzle (with a teacher's account) or another sharing service, such as Kakaotalk, to provide language exposure and listening practice to your young learners.

1. Go to www.edpuzzle.com

2. Click "I'm a new student"



3. Click "Sign up with Edmodo" and wait for the page to load.

Your Edmodo account can be used to sign into EDpuzzle

Enter class code:

obmoihd



Eunjeong	eunjeong
Eunmin	leeeunmin1
Jaeyong	pogr2000@hanmail.net
Kang, Yeijee	yeijee
Mina	mina_heo@naver.com
Misun	sarah22@lycos.co.kr
Seeun Moon	seeunmoon
Seokmi	eileensongsam@gmail.com

Seunghee	vivienne.heo@gmail.com
Sooyeon	sooyeonkim
Yejin	yejinshin
YoungJong	youngjong
yunhee	201558037lyh
민주	edna21@hanmail.net
송현	songhyun

Currently there are 15 members of the EDpuzzle GSTESOL Storytelling class.

Please check your name is present and join if you haven't already!!

REVIEW

GSTESOL Storytelling Homework due Week 7

Brainstorm a list of activities, questions, or techniques that can be used at each of these three stages (Pre, During, After).

Bring this worksheet in Week 7.

(Hint: See the Week 6 and Week 7 readings on my site and Edmodo)

Pre/Before storytelling


- Capture students' attention with pictures or realia
- _____
- _____
- _____
- _____
- _____

During storytelling

- Students listen and are encouraged to repeat certain words or phrases
- _____
- _____
- _____
- _____

We did a brainstorm of activities for before, during and after storytelling.

Storytelling (with Pre and Post activities)



Note: In the next few weeks, you will start developing a lesson plan for your story.




Listen and hold up the crayon!



I spy, something that is green.


yellow, black, orange, white, red, ...




a bear







a bird











a duck



a horse






What animal is it? ... It's blue. ... It's purple. ...



Listen and clap when you hear the animal.


Brown Bear, Brown Bear What do you see?





Based on the book by Eric Carle




Brown bear, brown bear,
What do you see?




I see a red bird, looking at me!




Red bird, Red Bird
What do you see?





I see a yellow duck
looking at me!




Yellow duck, yellow duck,
What do you see?





I see a blue horse
Looking at me!




Blue horse, Blue Horse
What do you see?





I see a green frog,
Looking at me!




Green frog, green frog
What do you see?





I see a purple cat
Looking at me!




Purple Cat, Purple Cat
What do you see?



I see a white dog,
Looking at me!



White dog, White dog
What do you see?




I see a black sheep
Looking at me!




Black Sheep, Black Sheep
What do you see?




I see a goldfish
looking at me!



Goldfish, Goldfish
What do you see?











I see the children
Looking at me!



Now listen and sequence.

True or False?




Let's make a new story!

Choose a new animal and a color.



Green koala, green koala, what do you see?

I see a ...



Brown Bear song with actions

- YouTube is a great place to look for popular songs to learn actions that you can use in the classroom.

<https://www.youtube.com/watch?v=Hjh8B6vHKAk>



Filters ▼



Edward TESOL


Active 4 days ago • 11 videos

CHANNEL


Subscribe

10

<https://www.youtube.com/user/edpovey>



- Let's see some dinosaurs!
- <https://www.youtube.com/watch?v=d6lA9qclqH0>
- Dinosaur mind map
- Listen to the dinosaur story and hold up your dinosaur
- Listen to the dinosaur story and do the matching worksheet
- Find your partner





Homework Assignment: Storytelling Video

Due date: Saturday 30 April

Join EDpuzzle.

Click 'I'm a new student' and then 'Sign up with Edmodo' and enter your Edmodo username and password.

Enter EDpuzzle class code: obmoihd

Next week: We will arrange peer assessment of your storytelling

Homework Assignment:

Storytelling Lesson Plan

Due in 2 weeks: Tuesday 10 April

We are going to use stories from kizclub.com to create lesson plans.

(Rationale: These stories are available to everyone, so they can be shared)

The stories are in the 'STORIES & PROPS' menu, Level 2 and Level 3.

Your lesson plans should include Pre, During, and Post activities related to the story. 5~6 steps in total is a good number. You will need to find or create materials and create extra steps to supplement the story.

Level 2 Stories



[Read / Print](#)



[Read / Print](#)



[Read / Print](#)



[Read / Print](#)



[Read / Print](#)



[Read / Print](#)



[Read /](#)



[Read / Print](#)



[Read / Print](#)



[Read /](#)

Level 3 Stories



[Read / Print](#)



[Read / Print](#)



[Read / Print](#)



[Read / Print](#)




[Read / Print](#)



[Read / Print](#)



[Read / Print](#)



[Read / Print](#)



[Read / Print](#)

kizclub.com